

TWO NEW SPECIES OF *BULBOPHYLLUM* FROM BHUTAN

PHUB GYELTSHEN^{1,2,5}, KINLEY RABGAY², KEZANG TOBGAY³, CHOKI GYELTSHEN³, KARMA SANGAY², CHENCHO², KARMA TENZIN², PHUENTSHO^{1,3} & PANKAJ KUMAR⁴

¹College of Natural Resources, Royal University of Bhutan, Punakha, Bhutan.

²Department of Forest and Park Services, Ministry of Energy and Natural Resources, Bhutan.

³National Biodiversity Centre, Ministry of Agriculture and Livestock, Thimphu, Bhutan.

⁴Department of Plant and Soil Science, Texas Tech University, Lubbock, TX 79409, USA.

⁵Author for correspondence: gyeltshenforest@gmail.com

ABSTRACT. Two new species of *Bulbophyllum*, namely, *B. gurunianum* (sect. *Biseta*) and *B. punakhaense* (sect. *Brachyantha*) are described and illustrated. *Bulbophyllum gurunianum* is similar to *B. brevispicatum* and *B. sonii* but differs strikingly by having pseudobulbs placed distantly on the rhizome, a shorter peduncle, and oblong petals with a ciliated margin. *Bulbophyllum punakhaense* is morphologically similar to *B. farreri*, *B. thaiorum*, and *B. mamillatum*, but can be easily distinguished by its larger leaves, pseudobulbs distantly placed on the rhizome, longer peduncle, and oblong-lanceolate petals with shortly papillate margin towards the apex. We provide a detailed description of each species, and information on their distribution, ecology, and conservation status.

KEYWORDS / PALABRAS CLAVE: Bhutan, *Bulbophyllum* sect. *Biseta*, *Bulbophyllum* sect. *Brachyantha*, conservation status, ecología ecology, estado de conservación, taxonomía, taxonomy

Introduction. *Bulbophyllum* Thouars is one of the largest genera in Orchidaceae, comprising around 2147 accepted species (POWO 2023) distributed in the tropical and subtropical regions of the world (Chase *et al.* 2015, Gyeltshen *et al.* 2020, POWO 2023, Pridgeon *et al.* 2014, Vermeulen *et al.* 2014). In Bhutan, 62 species have been documented (Dalström *et al.* 2017, Gurung 2006, Gyeltshen *et al.* 2020, 2021, Pearce & Cribb 2002, Rabgay *et al.* 2021, Zangpo *et al.* 2021). However, the diversity of this genus in the country is poorly surveyed and documented compared to the neighboring countries. This is particularly true for miniature orchids that grow on tall trees (Averyanov *et al.* 2019) and in thick grassland, which are easily overlooked and rarely collected by researchers. Moreover, the taxonomic complexity of *Bulbophyllum*, with its large number of species, minuscule morphological differences, and wide distribution range, requires thorough examination and in-depth studies for accurate identification and documentation.

In 2006, Prof. Dhan Bahadur Gurung collected an interesting species of *Bulbophyllum* from the broad-leaved forest in Punakha district while documenting

the orchids of Bhutan. However, it remained unidentified in his book ‘An Illustrated Guide to the Orchids of Bhutan’ (Gurung 2006). During botanical exploration in the different parts of the district in 2022, the first two authors (PG and KR) spotted the same species growing on the main tree trunk of dead-standing *Alnus nepalensis* D. Don and the rotten stump of *Juglans regia* L. Furthermore, during a survey in Menchuna in 2020, PG observed and collected another interesting *Bulbophyllum* species similar to *Bulbophyllum retusiusculum* Rchb.f. growing on the main trunk and branches of *Alnus nepalensis*, *Torriceilia tiliifolia* DC., and *Symplocos ramosissima* Wall. ex G. Don. After a critical examination of the specimens and consultation of available literature and related species described from the Eastern Himalayan and Southeast Asian region, we identified both the species as new to science, one belonging to the section *Biseta* J.J. Verm. and the other to the section *Brachyantha* Rchb.f. (Averyanov *et al.* 2018, Chen & Vermeulen 2009, Lucksom 2007, Nguyen *et al.* 2022, Pearce & Cribb 2002, Pridgeon *et al.* 2014, Seidenfaden 1973, 1979, Seidenfaden & Arora 1982, Tsi & Chen 1994, Vermeulen *et al.* 2014).

ORCID of the Author: PG , KT , CG , P , PK 

Received 18 January 2023; accepted for publication 14 April 2023. First published online: 25 April 2023.

Licensed under a Creative Commons Attribution-NonCommercial-No Derivs 3.0 Costa Rica License.

According to Vermeulen *et al.* (2014), members of *Bulbophyllum* sect. *Biseta* are characterized by one-leaved pseudobulbs along a creeping rhizome, a contracted or elongated racemose inflorescence that arises from the base of the pseudobulb, a pedicel with the basal node positioned above the attachment of the floral bract, a free dorsal sepal, lateral sepals that are 1 to 1.6 times longer than the dorsal sepal, 5-veined, with midvein abaxially keeled, with the apices thickened, globular to ellipsoid to almost cylindrical. The labellum is undivided, without auricles and the column foot often has lateral wings near the apex. Stellidia ca. $\frac{1}{2}$ the length of the column, and the upper margin with or without a tooth, while the lower margin has a tooth. Members of *Bulbophyllum* sect. *Brachyanta* are also characterized by several morphological features that distinguish them from other species. They show one-leaved pseudobulbs along a creeping rhizome, a subumbellate inflorescence that arises from the base of the pseudobulb, and the lateral sepals that are 2 to 6 times longer than median sepal. The lateral sepals are twisted at the base with the upper margin turned inward and adnate to each other. The lip simple and connate to the column foot apex, and the column is simple or winged with or without stielidia at the apex.

Materials and methods. Morphological comparisons and assessments were performed using specimens from herbaria: PE, E, K, and THIM, as well as illustrations and taxonomic literature. Living floral parts and vegetative structures of the specimens were photographed in situ with a Nikon D3400 camera, and 18–55 mm f/3.5–5.6 lens. Microscopic structures were photographed with a Z-Stack microscope at the National Biodiversity Centre. The colored plates were prepared and edited in Adobe Photoshop software. Measurements and descriptions were based on the freshly collected material, and the collected specimens were deposited at the National herbarium THIM. In addition, living plants were collected and transplanted in the Royal Botanical Garden at Serbithang in Thimphu, Bhutan.

TAXONOMIC TREATMENT

Bulbophyllum gurungianum P.Gyeltshen, K.Rabgay & Kumar, *sp. nov.* (Fig. 1–3).

TYPE: Bhutan. Punakha District: Rimchu, 20 October 2022, P.Gyeltshen & K.Rabgay 69 (holotype THIM; isotypes: THIM).

DIAGNOSIS: *Bulbophyllum gurungianum* shows morphological similarities with *B. brevispicatum* Z.H.Tsi & S.C.Chen and *B. sonii* Aver. & Duy in terms of habit and general floral morphology. However, *B. gurungianum* can be differentiated from *B. brevispicatum* based on the narrowly ovoid to ovoid pseudobulbs placed distantly (3–7 cm apart), shorter (13–16 × 1–2 cm) oblong to broadly oblong leaves, shorter peduncle (up to 1 cm long), sepals with sparse hairs on the outer surface, oblong petals with ciliate margin and labellum lacking keels in the former versus subcylindrical pseudobulbs that are closely (2 cm apart) placed on the rhizome, longer (17 × 2.8 cm) leaves, longer (2 cm long) peduncle, sepals with dense papillose hairs, petals ovate with irregularly denticulate margin and labellum glabrous with 2 keels in latter. On the other hand, *B. sonii* has dense papillose hairs on the sepals, petals are ovate-oblong with erose to ciliate margin, and labellum glabrous without any keels (Table 1).

Plant epiphytic with creeping rhizomes and spreading roots. *Rhizome* terete, 1.4–1.8 mm diam., brown, sections between two pseudobulbs 3–7 cm long, arising from the basal node of the pseudobulb; rhizome scales thick, weathering to woolly fibers, persistent. *Pseudobulbs* 1-leaved, narrowly ovoid to ovoid, 1–3 × 0.6–1.5 cm, green to yellowish green, with numerous light green to almost white terete roots densely clustering at base; young pseudobulbs smooth, with partially disintegrated papyraceous or membranous sheaths, longitudinally ridged when mature. *Leaf* sessile; petiole narrowing into short conduplicate petiole-like base 3.5–4 mm long; blade oblong, narrowly oblanceolate, 13–16 × 1–2 cm, leathery, apex acute or shortly acuminate, adaxially dark green, abaxially light green with a prominent dark green median vein. *Inflorescences* pendent, short dense-flowered raceme, 7–9 flowered; peduncle stout, slightly arched, ca. 1 cm long, green, glabrous, with 2–4 bracts, young light green and turning into brown with maturity, spirally arranged flowers. *Floral bracts* lanceolate, 4.5–5.0 × 1–2 mm, concave, light green or almost white, coriaceous, glabrous. *Pedicel* and *ovary* 1.8–2.1 mm long,

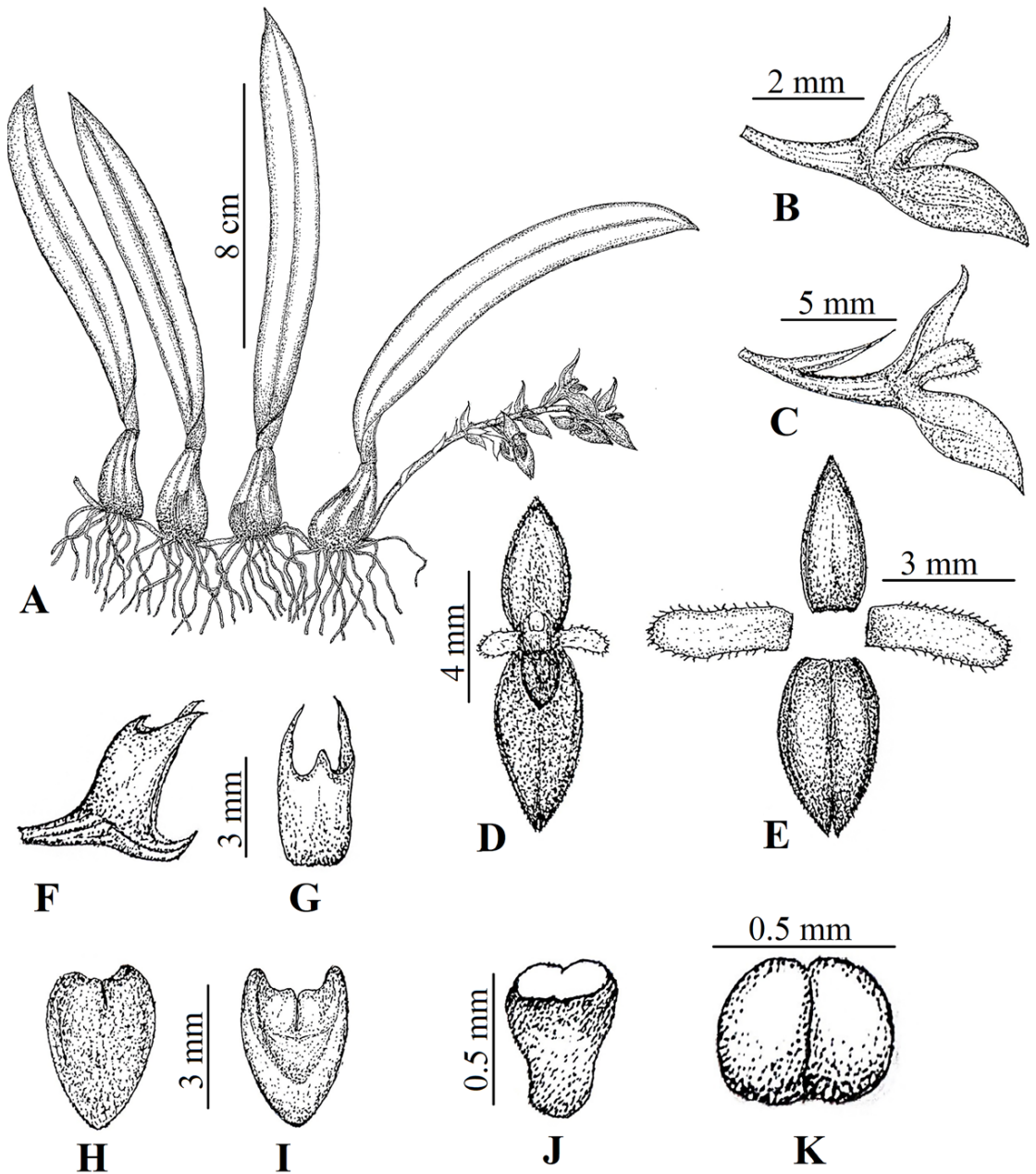


FIGURE 1. *Bulbophyllum gurungianum* P.Gyeltshen, K.Rabgay & Kumar. **A.** Habit. **B.** Flower with labellum and perianth (side view). **C.** Flower with floral bract and perianth (side view). **D.** Flower (front view). **E.** Dissected perianth. **F.** Ovary and pedicel with column and column-foot (lateral view). **G.** Column (abaxial view). **H.** Labellum (adaxial view). **I.** Labellum (abaxial view). **J.** Operculum (adaxial view). **K.** Pollinia. Drawn from holotype by Kezang Tobgay, edited by Phub Gyeltshen.




FIGURE 2. *Bulbophyllum gurungianum* P.Gyeltshen, K.Rabgay & Kumar. A. Habit. B. Immature inflorescence. C. Matured inflorescence. D. Flower (lateral view). E. Dorsal sepal (adaxial view). F. Lateral sepals (abaxial view). G–H. Petals (abaxial and adaxial view). I. Lateral sepal apex (Close up view). J–K. Labellum (adaxial and abaxial view). L. Column and column-foot (lateral view). M. Column (adaxial view). N–O. Operculum (abaxial and adaxial view). P. Pollinia. Photographs by Phub Gyeltshen (A, B, D–P) and Kinley Rabgay (C). Illustration assembled by Phub Gyeltshen.

greenish yellow to pale brown-purple, ovary distinctly broader than pedicel, longitudinally grooved. *Flowers* non-resupinate, not widely opening, sepals and petals purple, labellum pale yellowish with purple tint on the disc; sepals concave, apex acute or narrowly acute; petals flat, abaxially with sparse short and maroon papillous hairs. *Dorsal sepal* ovate, 4.8–5.0 × 2.3–2.6

mm, with recurved acute apex, shortly setose-ciliated margin towards the apex, 3-nerved. *Lateral sepals* obliquely ovate, 5–6 × 2.8–3.0 mm (when flattened), connate along lower edges completely or partly free at base and apex, 3-nerved. *Petals* oblong, 2.8–3.0 × 1.0–1.5 mm, rounded to obtuse apex, margin ciliated, with 1 prominent median vein. *Labellum* ovate 2.5–3.0



FIGURE 3. *Bulbophyllum gurungianum* P.Gyeltshen, K.Rabgay & Kumar. A. Plant in the habitat. B–C. Inflorescences. D. Pseudobulbs showing rhizome, roots and leaf base. Photographs by Kinley Rabgay (A–B) and Phub Gyeltshen (D–C). Illustration assembled by Phub Gyeltshen.

× 1.8–2.1 mm, fleshy, recurved and slightly grooved near the base, simple, sparsely verruculose in apical half adaxially, apex rounded to obtuse, with short setose hairs, side lobes absent. *Column* terete, 2.8–3.0 × 1–2 mm, white, with distinct down and forward di-

rected foot ca. 1.5 mm long. *Stelidia* triangular, 0.5–1.0 mm long, pointing forward, exceeding operculum; *operculum* oblong, ca. 1.0 × 0.5 mm, yellow, surface densely verruculose, apex obtuse. *Pollinia* 4, ovoid, ca. 0.5 mm long, yellow. *Fruits* unknown.

TABLE 1. Morphological comparison of *Bulbophyllum gurungianum* and its closely allied species.

Characters	<i>B. brevispicatum</i>	<i>B. gurungianum</i>	<i>B. sonii</i>
Pseudobulb	subcylindric, 3–3.5 cm tall, distant at 2 cm on rhizome	narrowly ovoid to ovoid, 1–3 cm tall, distant at 3–7 cm on rhizome	narrowly ovoid to ovoid, 0.8–2 × 0.4–1.0 cm, distant at 0.5–2.2 cm
Leaves	oblong, 17 × 2.8 cm	oblong broadly oblanceolate, 13–16 × 1–2 cm	oblong broadly lanceolate, 8–13 × 0.8–1.8 cm
Inflorescence	peduncle, ca. 2 cm long, 6–7 flowered	peduncle ca. 1 cm long, 7–9 flowered	peduncle, 0.8–2.0 cm long, densely flowered (> 20)
Sepals	dense papillose hairs	short sparse and maroon papillose hairs	white dense papillose hairs
Petals	ovate, margin irregularly denticulate	oblong, margin ciliated	oblong ovate, margin erose-ciliated
Labellum	glabrous, with 2 cornute keels on both basal sides	short papillose hairs, keels absent	glabrous, keels lacking

ETYMOLOGY: The species is named in honor of Prof. Dhan Bahadur Gurung, who first observed the orchid and for his immense contribution to orchid taxonomy in Bhutan.

PHENOLOGY: Flowering in October and November and fruiting from November to December *in situ*.

HABITAT AND ECOLOGY: In Bhutan, the orchid grows epiphytically on the main tree trunk of *Alnus nepalensis*, *Castanopsis tribuloides* (Sm.) A.DC., and the rotten stump of *Juglans regia* of the warm broadleaved forest at around 1400–2000 m in elevation. The associated plants are *Goodyera vittata* (Lindl.) Benth. ex Hook.f. and *Ficus* sp.

DISTRIBUTION: Bhutan (Punakha, Rimchu, Type) (Fig. 7).

CONSERVATION STATUS: *Bulbophyllum gurungianum* is known from three sites, with around 60 mature individuals. Based on GeoCat (Moat, 2007), the Extent of Occurrence (EOO) and Area of Occupancy (AOO) of the species is estimated as 32.9 km² and 16 km², respectively. Since the species grows on the dead tree trunk and rotten stumps, the collapse of the dead tree and further rotting of the stump is likely to threaten the existing population. However, this is a natural process. Although similar habitats are available, the new species was not encountered in adjoining areas. Therefore, based on available information, currently, the species can be assessed as Data Deficient (DD) until further studies have been conducted exclusively (IUCN 2022).

NOTES: *Bulbophyllum sonii*, which is used for comparison with *B. gurungianum*, belongs to the *B. sect. Biseta*, as it shows a simple lip without auricles. Interestingly, *B. sonii* reported from Tibet Autonomous region of China by Lei *et al.* (2022) deserved to be a distinct species, and it should be *B. gurungianum* described in this study because inflorescence is raceme, with less dense flowers, 8–12 flowered (vs. more dense, *ca.*>20 flowers per inflorescence in *B. sonii*), petals oblong (vs. oblong-ovate), margin ciliate (vs. finely erose-ciliate).

Bulbophyllum punakhaense P.Gyeltshen, K.Rabgay & Kumar, *sp.nov.* (Fig. 4–6).

TYPE: Bhutan. Punakha District: Menchuna, 15 October 2022, P.Gyeltshen & K.Rabgay 070 (holotype THIM; isotypes: THIM).

DIAGNOSIS: *Bulbophyllum punakhaense* shares morphological similarities with *B. farreri* (W.W.Sm.) Seidenf., *B. thaiorum* J.J.Sm., and *B. mamillatum* Vuong, Aver. & V.S.Dang in having coarsely papillose lateral sepals but differs in having laxly placed and longer (2.5–4.5 cm) pseudobulbs, dorsal sepal ovate-oblong, obtuse and densely papillose on the outer surface towards the base and margin shortly papillose towards the apex, lateral sepals together forming ca. elliptic structure (widest point approximately halfway along its length), petals oblong, obtuse and shortly papillose towards the apex, labellum shortly papillose on margin and apex (Table 2).

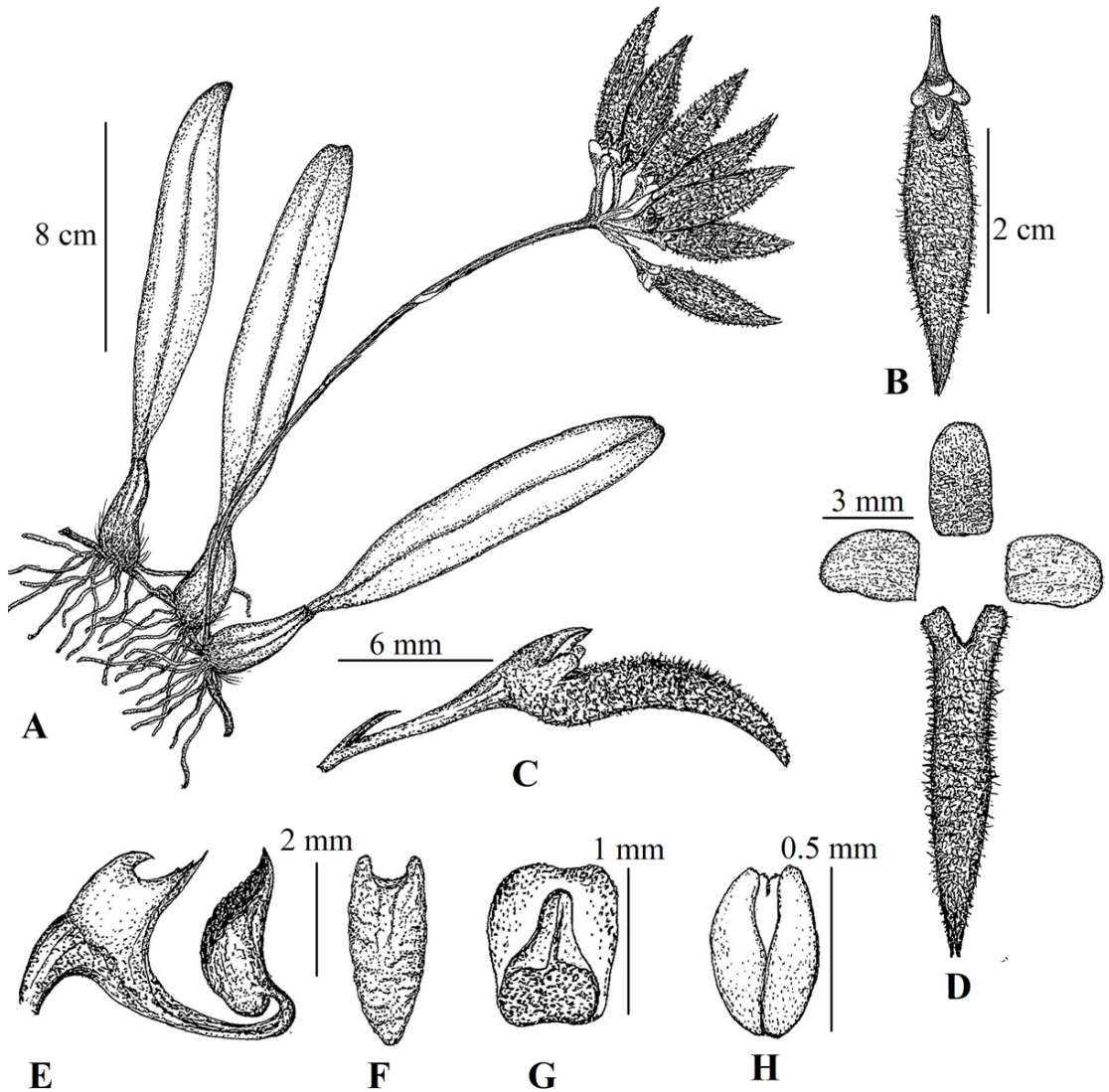


FIGURE 4. *Bulbophyllum punakhaense* P.Gyeltshen, K.Rabgay & Kumar. **A.** Habit. **B.** Flower (front view). **C.** Flower with floral bract (lateral view). **D.** Dissected perianth. **E.** Column and labellum (lateral view). **F.** Labellum (adaxial view). **G.** Operculum (adaxial view). **H.** Pollinia. Drawn from holotype by Kezang Tobgay, edited by Phub Gyeltshen.

Plant epiphytic with creeping rhizomes and spreading roots. *Rhizome* 0.4–1.8 mm diam., brown, arising from the base of the pseudobulb, pseudobulbs placed at 1.5–6 cm long intervals, rhizome covered with thick scales that weather to woolly fibers, persistent. *Pseudobulbs* 1-leaved, narrowly ovoid to ovoid, 2.5–4.5 × 1.0–1.5 cm, green to yellowish-green with numerous light-green to almost white cylindrical roots densely clustering at the base, covered with par-

tially disintegrated membranous sheaths, longitudinally ridged, with many numerous white roots densely clustering at base. *Leaf* 1, oblong-lanceolate, 6–16 × 1.0–2.3 cm, apex acute or shortly acuminate, coriaceous, adaxially dark green, abaxially light green with prominent dark green median vein, margin entire, apex rounded, slightly retuse. *Petiole* short conduplicate, 3.5–5.0 mm long. *Inflorescence* a subumbellate raceme, 5–12-flowered, arising from the base




FIGURE 5. *Bulbophyllum punakhaense* P.Gyeltshen, K.Rabgay & Kumar. A–B. Portion of inflorescence (Adaxial and abaxial view). C. Flora bracts. D. Portion of flower with pedicel and ovary (lateral view). E–F. Dorsal sepals (abaxial and adaxial view). G–H. Petals (abaxial and adaxial view). I–J. Lateral sepals (adaxial and abaxial view). K. Column and column-foot with labellum (Lateral view). L–M. Labellum (adaxial and abaxial view). N. Column showing stelioidia (lateral view). O. Operculum (adaxial view). P–Q. Pollinia (front and lateral view). R. Fruit. Photographs by Kinley Rabgay (A), Phuentsho (B) and Phub Gyeltshen (C–R). Illustration assembled by Phub Gyeltshen.

of the pseudobulb; peduncle horizontal or pendulous, 10–18 cm long, with 3 to 4 brown tubular overlapping bracts at base and 1–3 distant bracts in middle part, green, glabrous, young bracts are light green when young and turning brown with maturity. *Floral bracts* narrowly lanceolate, 5–8 × 1–2 mm, concave, white, herbaceous, glabrous, apex acuminate. *Pedicel and ovary* 0.8–1.0 cm long, pedicel pink, slender, slight-

ly curved, ovary golden green with maroon stripes, thicker, glabrous, longitudinally grooved. *Flowers* resupinate, not widely open, lateral sepals maroon; median sepal, petals and labellum white with purple patches. *Dorsal sepal* oblong-ovate, 3.8–4.1 × 2–3 mm, apex obtuse, with short papillose margin abaxially densely papillose on basal concave part, sparsely papillose towards apex, 3-nerved. *Lateral sepals*



FIGURE 6. *Bulbophyllum punakhaense* P.Gyeltshen, K.Rabgay & Kumar. **A–B.** Plant in the habitat. **C.** Portion of inflorescence. **D.** Pseudobulbs showing rhizome, roots and leaf petiole. Photos taken Phub Gyeltshen (A & D) and Phuentsho (B–C). Illustration assembled by Phub Gyeltshen.

narrowly lanceolate, $1.5\text{--}3.2 \times 0.3\text{--}0.4$ cm, obtuse, twisted at base, upper margin incurved and connate along the margin, free at lower margin, adaxially glabrous, abaxially densely papillose at base, sparsely papillose above base. *Petals* oblong-lanceolate, $3\text{--}4 \times 2\text{--}3$ mm, obtuse, slightly convex, adaxial surface glabrous, slightly oblique sparsely papillose on abaxial surface apex obtuse, shortly ciliate, with 1 prominent median vein. *Labellum* simple, narrowly ovate in outline, 3×1.5 mm, recurved, with rounded apex,

with short papillate hairs on margin and apex, base with transverse callus and small appendage joining to column foot. *Column* broadly ovoid, ca. 1.5 mm tall, maroon, with forwarded and strongly incurved foot ca. 3 mm long, strongly incurved. *Stelidia* broadly subulate, ca. 0.5 mm long, sometimes with a small branch near the apex; *operculum* helmet-shaped, ca. 1 mm tall, maroon; *pollinia* 2, flat, ovoid, 0.5 mm long, yellow. *Capsule* clavate, 2×0.5 cm, glabrous, longitudinally grooved.

TABLE 2. Morphological comparison of *Bulbophyllum punakhaense* and its closely allied species.

Characters	<i>B. farreri</i>	<i>B. mamillatum</i>	<i>B. punakhaense</i>	<i>B. thaiorum</i>
Pseudobulb	clustered, ovoid-globose, 0.9–1.2 cm tall	close, narrowly ovoid to ovoid, erect, 1.6–2 cm tall	distantly placed, narrowly ovoid to ovoid, 2.5–4.5 cm tall	clustered, narrowly ovoid, ca.2 cm tall
Leaves	oblong, 2–7 × 0.8–2.2 cm	narrowly oblong, 7.5–8 × 0.7–0.8 cm	oblong-lanceolate, 6–16 × 1.0–2.3 cm	narrowly oblong, ca. 4 × 0.7–0.8 cm
Peduncle length	ca. 7 cm	11.5–12 cm	10–18 cm long	ca. 5 cm
Petals	obliquely elliptic, margin entire	narrowly ovate, margin entire	oblong, shortly papillose margins towards apex	broadly oblong or elliptic-oblong, margin entire
Labellum	glabrous	finely hairy along margin and deeply keeled longitudinally with raised sides	shortly papillose hairs on margin and apex	glabrous

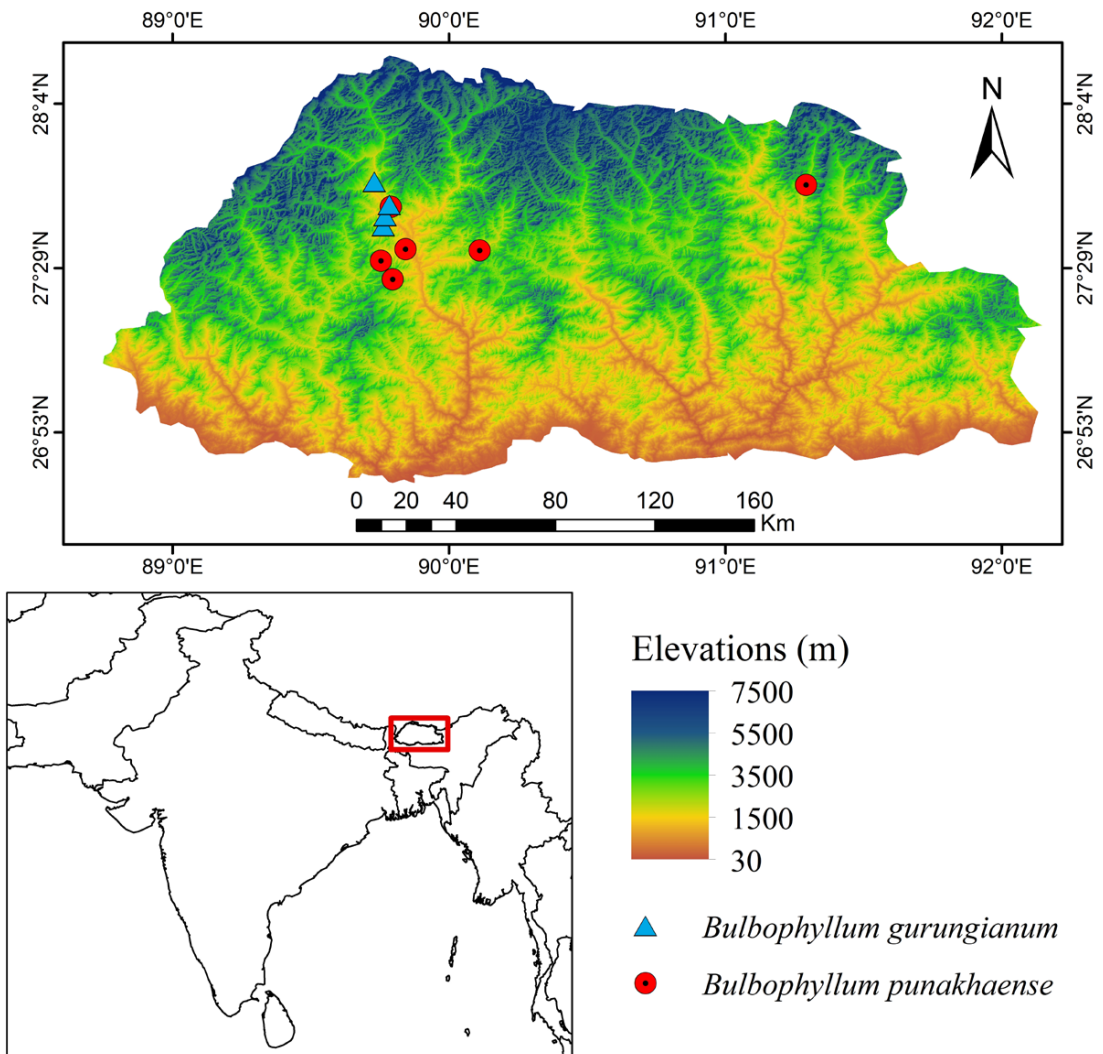


FIGURE 7. Distribution map of *Bulbophyllum gurun gianum* and *Bulbophyllum punakhaense* in Bhutan. Illustration by Phub Gyeltshen.

PHENOLOGY: Flowering *in situ* from October to November and fruiting from November to December.

ETYMOLOGY: The specific epithet of the new species refers to the type locality *i.e.*, Punakha in Bhutan.

HABITAT AND ECOLOGY: In Bhutan, it is epiphytic on the primary and secondary branches of *Alnus nepalensis*, *Juglans regia*, *Symplocos ramosissima*, *Torricea tiliifolia*, and *Quercus griffithii* Hook.f. & Thomson ex Miq., of the cool broadleaved forest at an elevation ranging from 2000–2700 m. The associated plants are *Pholidota protracta* Hook.f., *Dendrobium longicornu* Lindl., and *Hedera nepalensis* K.Koch.

DISTRIBUTION: Bhutan (Punakha, Menchuna, Type) and Lhuentse (Fig. 7).

CONSERVATION STATUS: *Bulbophyllum punakhaense* is only known from four sites in Punakha and one site in Lhuentse Districts. The total population is estimated to be around 200 matured individuals, and according to the GeoCAT (Moat 2007), the Extent of Occurrence (EOO) and Area of Occupancy (AOO) is estimated as 2222.5 km² and 24 km², respectively. It is expected

that this species may occur in intermediate areas and similar habitats in other districts of the country, but so far, no more populations have been observed. Some subpopulations are located within road buffer and at the periphery of human settlement; an extension of the road and anthropogenic activities may cause habitat degradation and population decline in the future. Based on current information, this species can be assessed as a Data Deficient (DD) until further studies have been conducted exclusively (IUCN 2022).

NOTES: *Bulbophyllum punakhaense* is also similar to *B. tigridum* Hance, but it differs in having the lateral sepals elliptic-lanceolate, abaxially densely papillose (vs. lanceolate or linear, abaxially glabrous).

ACKNOWLEDGMENTS. The authors are thankful to the Department of Forest and Park Services, Ministry of Energy and Natural Resources for the plant collecting permit and support. We are grateful to Mr. Ba Vuong Truong of Vietnam for his valuable contributions to our discussion and for sharing relevant literature. We also extend our thanks to Mr. Phurba Dorji, specialist of the Royal Society for Protection of Nature (RSPN) in Bhutan, for his technical insights on the use of the Z-stack microscope.

LITERATURE CITED

- Averyanov, L. V., Duy, N. V., Tuan, N. H., Nuraliev, M. S., Maisak, T. V. & Anh, N. C. (2018). New species of *Bulbophyllum* (Orchidaceae) in the flora of Vietnam. *Phytotaxa*, 369(1), 1–14. doi: <https://doi.org/10.11646/phytotaxa.369.1.1>
- Averyanov, L. V., Nguyen, K. S., Truong, B. V., Nguyen, V. C., Maisak, T. V., Thai, T. H., Dat, P. T. T. & Tu, B. N. (2019). New species of *Bulbophyllum* (Orchidaceae) in the flora of Vietnam II. *Phytotaxa*, 404(6), 231–244. doi: <https://doi.org/10.11646/phytotaxa.404.6.2>
- Chase, M. W., Cameron, K. M., Freudenstein, J. V., Pridgeon, A. M., Salazar, G., Van den Berg, C. & Schuitman, A. (2015). An updated classification of Orchidaceae. *Botanical Journal of the Linnean Society*, 177, 151–174. doi: <https://doi.org/10.1111/boj.12234>
- Chen, X. & Vermeulen, J. J. (2009). *Bulbophyllum*. In: Z. Y. Wu, P. H. Raven & D. Y. Hong (eds), *Flora of China* 25: (Orchidaceae) (pp. 404–440). Science Press, Beijing, and Missouri Botanical Garden Press, St. Louis.
- Dalstrom, S., Gyeltshen, C. & Gyeltshen, N. (2017). *A Century of New Orchid Records of Bhutan*. Bhutan: National Biodiversity Centre, BICMA.
- Gurung, D. B. (2006). *An Illustrated Guide to the orchids of Bhutan*. Thimphu, Bhutan: DSB Publication.
- Gyeltshen, P., Gurung, D. B. & Kumar, P. (2020). *Bulbophyllum trongsaense* (Orchidaceae: Epidendroideae: Dendrobieae), a new species from Bhutan. *Phytotaxa*, 436(1), 085–091. doi: <https://doi.org/10.11646/phytotaxa.436.1.9>
- Gyeltshen, P., Jamtsho, S., Phuntsho, T., Zangpo, P., Gurung, D. B. & Kumar, P. (2021). Additions to Orchid Flora of Bhutan-II. *Taiwania*, 66(3), 415–426. doi: <https://doi.org/10.6165/tai.2021.66.415>
- IUCN. (2022). *Guidelines for Using the IUCN Red List Categories and Criteria. Version 14*. Prepared by the Standards and Petitions Committee. Retrieved from <https://www.iucnredlist.org/> [accessed 30 December 2022].

- Lei, M., Zhao, Z. Q., Chen, W. S. & Wang, X. L. (2022). *Bulbophyllum sonii* Aver. & N.V.Duy, a new record of Orchidaceae from China. *Plant Science Journal*, 40(3), 310–314. Doi: <https://doi.org/10.11913/PSJ.2095-0837.2022.30310>
- Lucksom, S. Z. (2007). *The orchids of Sikkim and Northeast Himalaya*. Sikkim, India: S.Z.Lucksom.
- Moat, J. (2007). *Conservation Assessment Tools Extension for ArcView 3.x, Version 1.0*. GIS Unit, Royal Botanic Gardens, Kew. <http://geocat.kew.org/> [accessed December 2022].
- Nguyen, V. T., Averyanov, L. V., Dang, V. S., Maisak, T. V., Bui, V. H., Nguyen, V. C. & Truong, B. V. (2022). A new species, *Bulbophyllum mamillatum* and a new national record, *B. retusum* (Orchidaceae) in the flora of Vietnam. *Taiwania*, 67(2), 181–185. doi: <https://doi.org/10.6165/tai.2022.67.181>
- Pearce, N. R. & Cribb, P. J. (2002). *The orchids of Bhutan*. Volume 3, Part 3. Royal Botanic Garden Edinburgh, Kew and Royal Government of Bhutan.
- POWO (2023). *Plants of the World Online*. Facilitated by the Royal Botanic Gardens, Kew. Published on the Internet; <http://www.plantsoftheworldonline.org/> [accessed 02 January 2023].
- Pridgeon, A. M., Cribb, P. J., Chase, M. W. & Rasmussen, F. (2014). *Genera Orchidacearum, Volume 6: Epidendroideae (Part Three)*. UK: Oxford University Press.
- Rabgay, K., Qazi, S., Nidup, T., Gurung, D. B., Penjor, L., Lhendup, S. & Kumar, P. (2021). Additions to Orchid Flora of Bhutan-I. *Taiwania*, 66 (3), 408–414. doi: <https://doi.org/10.6165/tai.2021.66.408>
- Seidenfaden, G. (1973). Notes on *Cirrhopetalum* Lindl. *Dansk Botanisk Arkiv*, 29(1), 1–260.
- Seidenfaden, G. (1979) Orchid genera of Thailand VIII: *Bulbophyllum* Thou. *Dansk Botanisk Arkiv*, 33(3), 1–227.
- Seidenfaden, G., & Arora, C. M. (1982). An enumeration of the orchids of Northwestern Himalaya. *Nordic Journal of Botany*, 2(1), 7–28. doi: <http://doi.org/10.1111/j.1756-051.1982.tb01431.x>
- Tsi, Z.-H. & Chen, S.-C. (1994). New taxa of Orchidaceae from Xishuang-Banna of south Yunnan, China. *Acta Phytotaxonomica Sinica*, 32(6), 553–562.
- Vermeulen, J. J., Fischer, G., Smidt, E. de C., Stern, W. L., Pridgeon, A. M., Veitch, C., Sieder, A., van Vugt, R. & Gravendeel, B. (2014). *Bulbophyllum*. In: A. M. Pridgeon, P. J. Cribb, M. W. Chase & F. N. Rasmussen (eds.), *Genera Orchidacearum vol. 6, Epidendroideae (Part Three)*. UK: Oxford University Press.
- Zangpo, P., Gyeltshen, P. & Kumar, P. (2021). *Bulbophyllum spathulatum* (Orchidaceae), a new record for Bhutan. *Journal of Threatened Taxa*, 13(1), 17592–17596. doi: <https://doi.org/10.11609/jott.6393.13.1.17592-17596>