

## Intra- and inter-annual variation in a seagrass meadow on the Caribbean coast of Costa Rica: 2009-2015

Margarita Loria-Naranjo<sup>1</sup>, Jimena Samper-Villarreal<sup>1</sup>, Marylaura Sandoval-Siles<sup>1,2</sup> & Jorge Cortés<sup>1,2</sup>

1. Centro de Investigación en Ciencias del Mar y Limnología (CIMAR), Universidad de Costa Rica, San Pedro, 11501-2060 San José, Costa Rica; maggie.loria@gmail.com, jimena.sampervillarreal@ucr.ac.cr, mary.sandoval20@gmail.com, jorge.cortes@ucr.ac.cr
2. Escuela de Biología, Universidad de Costa Rica

Received 29-IV-2018. Corrected 29-V-2018. Accepted 28-VI-2018.

**Abstract:** Seagrass beds are an important ecosystem on the Caribbean coast of Costa Rica. At Cahuita National Park (CNP) a seagrass bed at Perezoso has been monitored continually since 1999 within the CARICOMP program. *Thalassia testudinum* is the dominant seagrass species, in some cases mixed with *Syringodium filiforme*. The results from the 2009 to 2015 monitoring period are presented here, and contrasted with data before 2009. Total (above and below ground tissue) mean biomass of *T. testudinum* was higher ( $1255.4 \pm 146.0 \text{ gm}^{-2}$ ) than biomass before 2009, with an increasing tendency. However, productivity ( $1.5 \pm 0.59 \text{ gm}^{-2}\text{d}^{-1}$ ) and turnover rate ( $4.3 \pm 1.2 \text{ \%d}^{-1}$ ) were lower than previous monitoring periods. In this period, mean leaf area diminished considerably ( $4.9 \pm 2.30 \text{ m}^2$ ), but leaf area index (LAI) increased ( $1.9 \pm 0.80 \text{ m}^2\text{leafm}^{-2}$ ) in comparison to prior monitoring. Productivity, density, turnover rate, LAI and biomass showed intra-annual variations; while mean biomass of *T. testudinum* did not vary significantly among years. No correlations were found between water salinity, temperature and clarity with seagrass measurements. However, most seagrass parameters were strongly correlated with precipitation. These results highlight the effect of external environmental agents acting on the ecosystem. CNP presents a long-term stable seagrass meadow. However, there are indirect signals, such as high biomass and above-ground biomass proportion, along with low productivity and LAI, which point to a nutrient increment in Perezoso's seagrass bed. To continue protecting this seagrass bed, it is necessary to improve monitoring methods, and seagrass beds should be included in national conservation policies and monitoring programs. Rev. Biol. Trop. 66(3): 1149-1161. Epub 2018 September 01.

**Key words:** *Thalassia testudinum*; *Syringodium filiforme*; Cahuita National Park; CARICOMP; seagrass bed; biomass; productivity; leaf area; LAI.

Seagrasses are among the most productive and important coastal ecosystems in the tropics (Duarte, Borum, Short, & Walker, 2008; Nielsen-Muñoz, & Cortés, 2008). Seagrass meadows support a highly diverse community and remove nutrients (Duarte et al., 2008). They are important in food webs, as nurseries for crustaceans, finfishes and shellfishes, and they have an important role in the filtration of contaminants (Short & Coles, 2001; Short, Carruthers, Denninson, & Waycott, 2007). Seagrasses can be considered biological indicators of marine ecosystem health and water quality,

especially in the vicinity of a nutrient source (Govers, Lamers, Bouma, Brouwer, & van Katwijk, 2014). Unfortunately, seagrasses have been decreasing due to human activity such as tourism, eutrophication and the growing contamination by industries, agriculture endeavors and coastal urban developments (Govers et al., 2014; Waycott et al., 2009; Orth et al., 2006). The reduction in coastal water clarity because of nutrient loading and increased sediment loads is a concerning cause of seagrass loss globally (Waycott et al., 2009; Duarte et al., 2008; Orth et al., 2006).

The Caribbean coast of Costa Rica has well developed seagrasses beds, especially in Cahuita National Park (CNP) and in Gandoca-Manzanillo National Wildlife Refuge (GMNWR) (Cortés, 2016). In both locations *Thalassia testudinum* is the dominant species mixed in with *Syringodium filiforme* (Krupp, Cortés, & Wolff, 2009; Fonseca, Nielsen, & Cortés, 2007; Paynter, Cortés, & Engels, 2001), as in most locations in the Greater Caribbean (van Tussenbroek et al., 2014; van Tussenbroek, Barba, Wong, van Dijk, & Waycott, 2010).

The Caribbean Coastal Marine Productivity Program (CARICOMP) was a collaborative international program established to monitor mangrove forests, seagrass meadows and coral reefs in the Greater Caribbean. The focus of the program was to study productivity, structure and function of these ecosystems over extended time periods (CARICOMP, 2001). Within the CARICOMP program, 52 seagrass stations at 22 sites were monitored from 1993 to 2007, and in some cases up to 2012. A recent synthesis of those sites showed wide variation in seagrass productivity and biomass across the Caribbean, unfortunately, CARICOMP seagrass monitoring is now scarce, with many monitoring efforts ending in 2007 (van Tussenbroek et al., 2014).

In Costa Rica, coral reefs and seagrass ecosystems have been continually monitored in Cahuita, and the mangrove forest in Gandoca-Manzanillo since 1999. Previously, Cortés et al. (2010) summarized the data from 1999 to 2008 to determine trends in the marine ecosystems in the Caribbean coast of Costa Rica. Fonseca et al. (2007) analyzed the monitoring data at the seagrass beds in Cahuita in the 1999 to 2005 time period.

This study analyzes the CARICOMP seagrass monitoring data in Cahuita, Costa Rica, for the 2009-2015 time period in order to assess potential variations over time in the seagrass meadows at this location. We hypothesize that seagrass biomass, productivity, turnover rate, density and leaf area index, and environmental parameters such as water clarity, salinity, temperature and rainfall, remained stable

within this time period, with seasonal variation within years.

## MATERIALS AND METHODS

**Site description:** The seagrass bed monitoring site is known as Perezoso (9°44'13" N-82°48'24" W), off the Perezoso Creek, Cahuita National Park (CNP), Limón, on the Caribbean coast of Costa Rica. The seagrass monitoring location is at less than 1m depth and is dominated by *T. testudinum*, with interspersed *S. filiforme* (Cortés et al., 2010; Fonseca et al., 2007). Tides are mixed, predominantly diurnal, and range between 30 to 50 cm (Lizano, 2006). In the region, there are two rainy seasons: from November to March, and from June to August (Cortés et al., 2010). Mean annual rainfall during the monitoring period (2009-2015) was  $2\,764.6 \pm (213.7 \text{ S.E.})$  mm, and mean annual temperature  $25.7 \pm (0.1 \text{ S.E.})$  °C (IMN, 2016).

**Methodology:** The Caribbean Coastal Marine Productivity Program methodology was used (CARICOMP, 2001). This protocol was created to compare monitoring results among coastal ecosystems of the Greater Caribbean (Cortés et al., 2010). A permanent station to monitor seagrasses was established in 1999 at Perezoso, CNP. The amount and frequency of field trips during this time period varied among years due to weather and economic constraints (Table 1).

Total seagrass biomass was determined by collecting six core samples randomly from the seagrass bed per field trip using a PVC corer 40 cm long by 15 cm in diameter. In the laboratory, samples were frozen until they could be processed. Biomass samples were separated into the components: short shoots, rhizomes, roots, leaves, flowers, fruits and dead below ground material. Each component was dried at 60 °C for at least 72 hr until they reached a constant weight.

To measure productivity, all *T. testudinum* shoots were marked with a needle in six 10 x 20 cm quadrants (CARICOMP, 1997). Between

TABLE 1  
 Sampling dates at the seagrass meadow of Perezoso, CNP, Limón, Costa Rica, during the study period 2009-2015

	2009	2010	2011	2012	2013	2014	2015
January					√		
February	√		√	√			
March							√
April	√		√				
May		√		√			√
June			√				
July	√	√		√			
August			√		√		
September		√		√			
October	√		√			√	
November		√		√			
December			√				

eight and 15 days after marked, all shoots from each quadrat were extracted from the seagrass bed and transported to the laboratory. In the laboratory, samples were frozen until they could be processed. Leaves were measured and separated into three fractions: new leaves, new leaf since marking, and old standing crop. Separated fractions were decalcified in 10 % hydrochloric acid, rinsed and dried at 60 °C for at least 72 hr until they reached a constant weight. Shoot density was calculated from these six small quadrats. Turnover rate (% day<sup>-1</sup>) was obtained from productivity data, dividing the daily productivity between the standing crop. Five shoots were collected from the meadow and width and length were measured for each leaf using a hand-held ruler, leaf area was subsequently calculated for each shoot. Five replicates of LAI (leaf m<sup>2</sup> surface m<sup>-2</sup>) per sample were calculated using the same density per sample.

Water temperature was measured every 30 min with *in situ* Hobo® Temp continuous recorders. To determine water clarity, four horizontal Secchi disk measurements were taken in the study site on each field outing. For each sampling date, three measurements of salinity from subsurface seawater collected at the site were carried out with a hand refractometer in the laboratory.

**Statistical analysis:** Linear mixed-effect models fitted with maximum likelihood to test inter-annual and intra-annual variations on the seagrass parameters (biomass, productivity, turnover rate, density, leaf area and LAI) were carried out in R (R Development Core Team, 2012). Kruskal-Wallis tests for equal medians were used to determine if environmental parameters varied significantly among the years of the study period. Spearman tests were used to analyze correlations between seagrass parameters and environmental measures obtained from the National Meteorological Institute (IMN) database (precipitation and air temperature), and direct measurements in seawater (temperature, salinity, water clarity). For Kruskal-Wallis and Spearman tests the PAST statistical program was used (Hammer, Harper, & Ryan 2001).

## RESULTS

**Biomass, productivity, turnover rate, density and leaf area:** Mean biomass (n = 27) was 1 255.4 ± 146.2 gm<sup>-2</sup> and ranged from 834.2 gm<sup>-2</sup> in March 2015 to 1 654.4 gm<sup>-2</sup> in January 2013 (Fig. 1). There were no significant differences in biomass among years (F = 1.81, d.f. = 151, P ≥ 0.05), nevertheless, there were significant differences among sampling

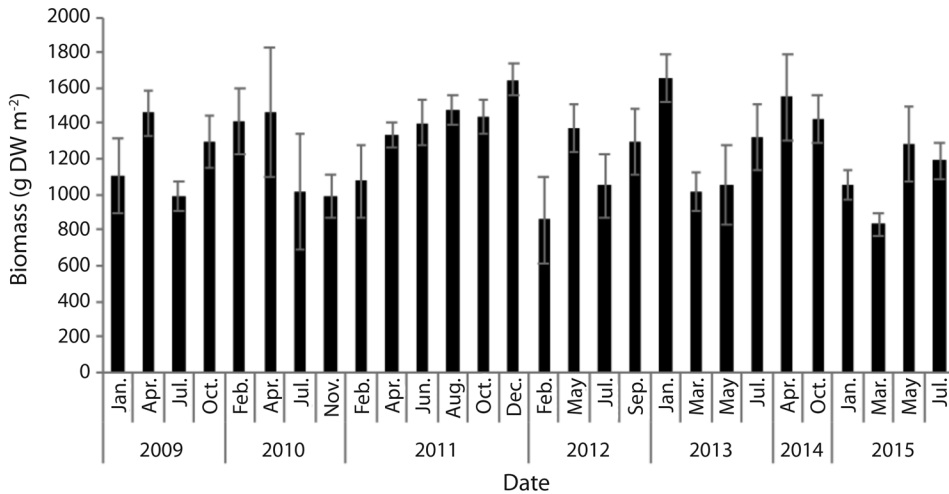


Fig. 1. *Thalassia testudinum* mean biomass (gDWm<sup>-2</sup>) at Perezoso, Cahuita, Costa Rica (N = 169, S.E = 34.1).

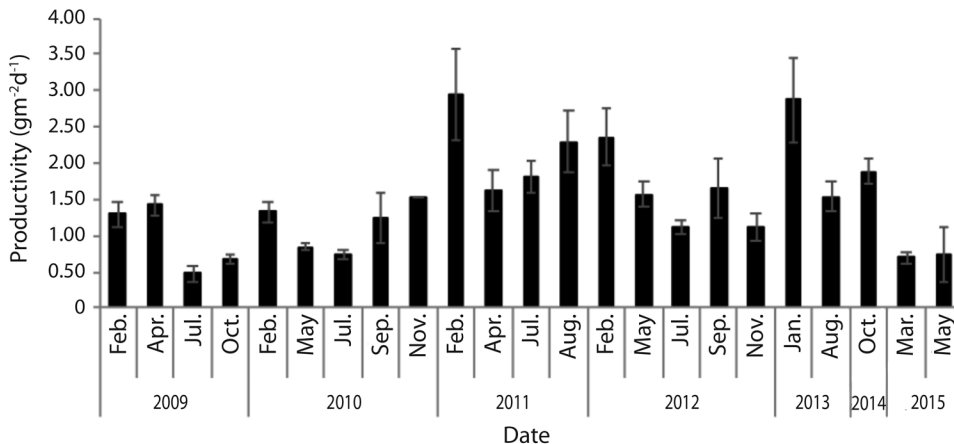


Fig. 2. *Thalassia testudinum* mean productivity (gm<sup>-2</sup>d<sup>-1</sup>) at Perezoso, Cahuita National Park, Costa Rica (N = 129, S.E. = 0.08).

months ( $F = 2.64$ , d.f. = 151,  $P < 0.05$ ). Above (AG) and below (BG) ground biomass ratio for *T. testudinum* was 0.86. Flowers and fruits of *T. testudinum* were found in the meadow between March and May.

Mean *S. filiforme* biomass ( $n = 19$ ) was  $27.3 \pm 33.9$  gm<sup>-2</sup> and ranged from 0.2 gm<sup>-2</sup> in February 2012 to 109.9 gm<sup>-2</sup> in September 2012. There were no significant differences in *S. filiforme* biomass among years ( $F = 1.81$ , d.f. = 115,  $P \geq 0.05$ ), or months ( $F = 0.79$ , d.f. = 115,  $P \geq 0.05$ ). AG and BG biomass ratio of *S. filiforme* was 0.86.

Mean productivity ( $n = 23$ ) ranged from 0.5 gm<sup>-2</sup>d<sup>-1</sup> in July 2009 to 3.0 gm<sup>-2</sup>d<sup>-1</sup> in February 2011. Total mean productivity was  $1.5 \pm 0.7$  gm<sup>-2</sup>d<sup>-1</sup> (Fig. 2). Productivity was significantly different among years ( $F = 9.05$ , d.f. = 112,  $P < 0.05$ ), and sampling months ( $F = 4.08$ , d.f. = 112,  $P < 0.05$ ).

Mean turnover rate ( $n = 23$ ) was  $4.3 \pm 1.3$  %d<sup>-1</sup>, with a minimum in March 2015 (2.3 %d<sup>-1</sup>) and maximum in June 2011 (8.1 %d<sup>-1</sup>) (Fig. 3). There were significant differences in the turnover rates among years ( $F = 10.10$ , d.f.

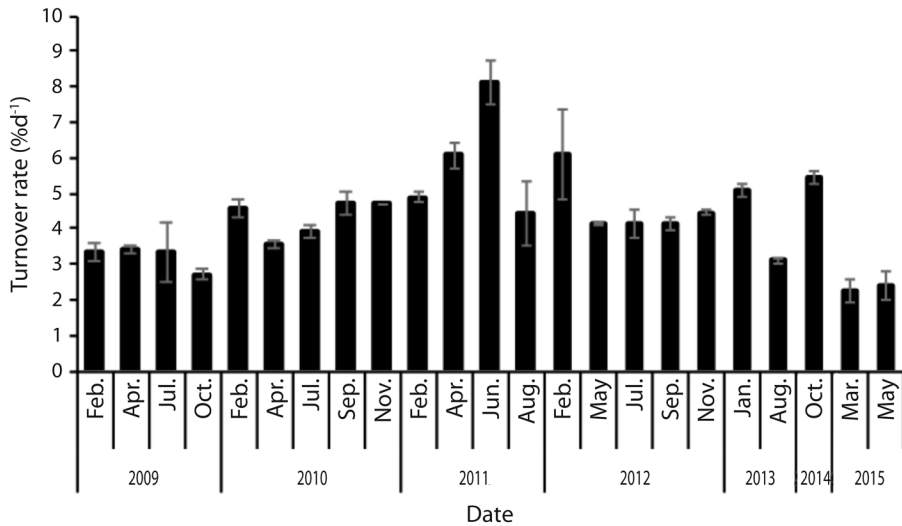


Fig. 3. *Thalassia testudinum* mean turnover rate (%d<sup>-1</sup>) at Perezoso, CNP, Costa Rica (N = 129. S.E. = 0.1).

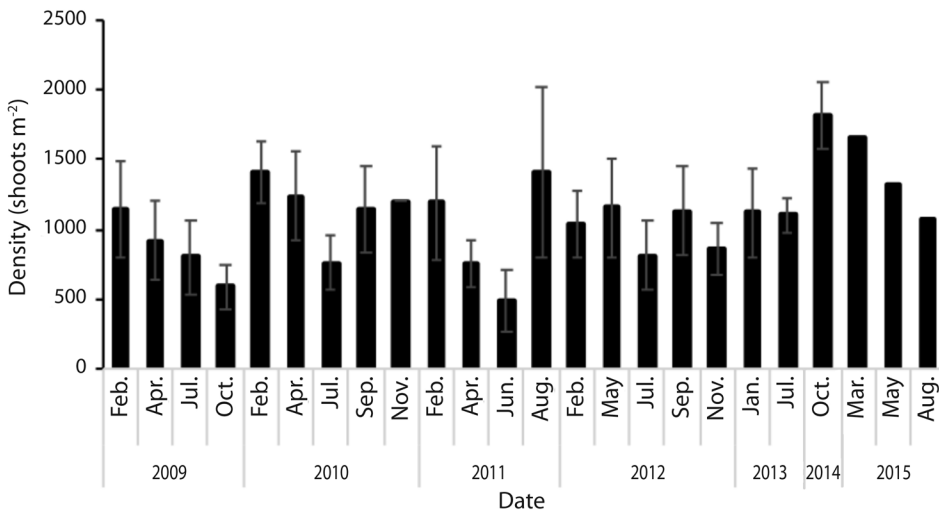


Fig. 4. *Thalassia testudinum* mean density (shoots m<sup>-2</sup>) at Perezoso, CNP, Costa Rica (N = 129, S.E. = 35.2).

= 112,  $P < 0.05$ ) and months ( $F = 6.08$ , g.l. = 112,  $P < 0.05$ ).

Mean density ( $n = 24$ ) was  $1\ 088.4 \pm 318.5$  shoots m<sup>-2</sup>, with minimum density in June 2011 (491.7 shoots m<sup>-2</sup>) and maximum in October 2014 (1 810 shoots m<sup>-2</sup>) (Fig. 4). There were significant differences in density among years ( $F = 8.46$ , d.f. = 112,  $P < 0.05$ ) and months ( $F = 6.07$ , d.f. = 112,  $P < 0.05$ ).

From 2009 to 2015, mean leaf length of the second youngest leaf was  $7.4 \pm 0.4$  cm,

mean width  $0.8 \pm 0.1$  cm, and mean leaf area ( $n = 21$ )  $4.9 \pm 2.3$  cm<sup>2</sup>. Mean Leaf Area Index ( $n = 21$ ) (LAI) was  $1.9 \pm 0.8$  m<sup>2</sup> leaf m<sup>-2</sup>. There were significant differences in LAI among years ( $F = 2.81$ , d.f. = 89,  $P < 0.05$ ) and months ( $F = 4.79$ , d.f. = 89,  $P < 0.05$ ) (Table 2).

Macroalgae were commonly observed associated with the seagrass bed at CNP, mainly *Halimeda*, *Dictyota*, *Caulerpa*, *Sargassum*, and *Padina*. Marks of the gastropod, *Smargadia viridis* (B. van Tussenbroek, personal

TABLE 2  
Leaf Area Index (LAI), mean leaf length, mean leaf width and leaf area of *Thalassia testudinum* at Perezoso, CNP, Costa Rica, 2009-2015

Year	LAI (m <sup>2</sup> m <sup>-2</sup> )	Mean leaf length (cm)	Mean leaf width (cm)	Leaf area (cm <sup>2</sup> )
2009	1.85	5.86	0.77	3.22
2010	1.79	5.91	0.79	4.46
2011	1.82	6.26	0.83	5.52
2012	2.06	7.20	0.78	5.97
2013	1.55	8.12	0.89	6.90
2014	-	-	-	-
2015	2.32	2.81	0.59	0.18
Average	1.90	6.02	0.78	4.37

TABLE 3  
Mean annual, minimum and maximum seawater temperature (°C), mean salinity and mean Secchi distance at Perezoso, Cahuita National Park, Costa Rica, 2009-2015

Year	Mean temperature (°C)	Minimum temperature (°C)	Maximum temperature (°C)	Mean salinity (PSU)	Secchi (m)
2009	28.65	27.72	29.81	-	3.69
2010	29.03	28.02	30.27	30.62	3.66
2011	28.82	27.79	30.13	31.68	1.98
2012	28.66	27.64	29.97	34.94	2.26
2013	29.00	26.98	31.84	33.80	2.77
2014	28.73	26.82	31.42	25.00	6.12
2015	29.22	27.71	31.72	30.03	4.13

communication, 2016) were present on some *T. testudinum* leaves.

#### Water temperature, salinity, and clarity:

Mean water temperature (n = 1 926) was 28.8 ± 0.1 °C, and ranged from 26.3 °C in February 2009 to 30.2 °C in September 2010 (Table 3). Mean salinity (n = 117) was 31.7 ± 3.3 PSU and ranged from 20.2 PSU in April 2015 to 36.4 PSU in May 2012. Mean Secchi disk (n = 179) was 3.2 ± 2.2 m and ranged from 0.3 m in January 2009 to 8.1 m in April 2015 (Table 2). There were no significant variations in mean values of water temperature and Secchi disk (Kruskal-Wallis, P ≥ 0.05) during the study period, while there were significant differences among mean salinity values (Kruskal-Wallis, P < 0.05). Salinity was lowest during October 2014 and April 2015, and highest during September 2012 and August 2013 (Table 3).

The environmental parameters measured *in situ* for the period 2009-2015, salinity,

Secchi (water clarity), and temperature, did not exhibit a significant correlation with any of the seagrass measurements (Table 4). Most of the seagrass parameters were negatively correlated with precipitation (Table 4). Density of *T. testudinum* (Spearman, r = 0.14) and biomass of *S. filiforme* (Spearman, r = 0.14) were the only two seagrass parameters that did not have a strong correlation with precipitation.

## DISCUSSION

There were no significant differences in biomass among years in the 2009 to 2015 time period revealing biomass stability in the seagrass meadows at Cahuita National Park (CNP), Caribbean coast of Costa Rica. This stability follows a period of a decreasing tendency in *T. testudinum* biomass in Cahuita from 1999 to 2006; which was attributed to an increase of the maximum water temperature at the site of approximately 10 °C and to

TABLE 4  
Correlation analyses between *Thalassia testudinum* parameters and *Syringodium filiforme* biomass with environmental variables (seawater temperature, salinity, Secchi disk, air temperature and rainfall) at Cahuita National Park, Costa Rica, 2009-2015

	Leaf area (cm <sup>2</sup> )		Productivity (g m <sup>-2</sup> d <sup>-1</sup> )		Turnover rate (% d <sup>-1</sup> )		Density (shoots m <sup>-2</sup> )		Biomass (g m <sup>-2</sup> )		<i>S. filiforme</i> biomass (g m <sup>-2</sup> )	
	r	p	r	p	r	p	r	p	r	p	r	p
	Seawater parameters											
Seawater Temp (°C)	-0.66	0.33	0.32	0.57	-0.28	0.50	0.07	0.84	0.32	0.48	-0.61	0.22
Salinity (PSU)	0.25	0.76	0.37	0.42	0.03	1	0.54	0.24	-0.26	0.56	0.60	0.17
Secchi (m)	-0.41	0.53	-0.41	0.38	-0.43	0.30	-0.61	0.14	-0.04	0.90	-0.43	0.36
	Environmental parameters											
Air Temp (°C)	0.23	0.65	0.40	0.38	-0.05	0.92	0.61	0.15	0.41	0.58	0.14	0.71
Precipitation (mm)	-0.83	0.03	-0.96	0.00	-0.78	0.05	0.14	0.71	-0.78	0.05	-0.03	1.00

differences of 14.3 °C between maximal (39.6 °C) and minimal water temperature (25.3 °C) (Fonseca et al., 2007). Water temperature and light regime, determined by latitude, are considered to be good predictors for community biomass in the Greater Caribbean (Van Tussenbroek et al., 2014). Nonetheless, from 2009 to 2015 the variance between minimum and maximum temperature at Cahuita was 4.9 °C, much smaller than from 1999 to 2006.

Mean biomass in the 2009-2015 monitoring period increased compared to Fonseca et al. (2007) and Cortés et al. (2010). Mean biomass of *T. testudinum* between 2009 and 2015 in CNP was also higher than the mean biomass reported for this species in Tobago from 1992 to 2002 (Juman, 2005) and Mexico from 1993 to 2005 (Rodríguez-Martínez et al., 2010). López-Calderón, Guzmán, Jacome, & Barnes (2013) found a mean biomass from 1999 to 2010 of 1 481 gDWm<sup>-2</sup> for *T. testudinum* and an increase of this biomass with time, in Bocas del Toro (Table 5). Contrary to Fonseca et al. (2007), López-Calderón et al. (2013) attributes biomass increase to an increase in water temperature and nutrient availability.

There was no discernable pattern of seasonal variability in seagrass biomass, despite there being clear variations among sampled months. Fonseca et al. (2007) did not find any seasonal differences in the biomass of *T. testudinum*. No seasonal biomass patterns were found either for the biomass in a study of *T.*

*testudinum* at the CARICOMP site of Bocas del Toro (López-Calderón et al., 2013). Martínez-Daranas, Cabrera, & Pinas-Amargós (2009) in Cuba and Rodríguez-Martínez et al. (2010) in México, found lower values of biomass during winter months, and they associated these low values to a lower production of tissues induced by low temperatures, variations in solar cycle, as well as a reduction of photosynthesis activity during winter. The variations among months in the 2009-2015 monitoring period do not reveal any clear seasonal pattern, since high and low peaks were reached during the rainy season.

At the Cahuita CARICOMP monitoring location mean productivity of *T. testudinum* during 2009-2015 was lower than the 1999-2008 time period (Cortés et al., 2010; Fonseca et al., 2007; Paynter et al., 2001). During the 2005-2006 period, Gandoca-Manzanillo National Wildlife Refuge (GMNWR) in the Caribbean coast of Costa Rica, had higher productivity than in this study (Krupp et al., 2009) (Table 5). However, in the compilation done by van Tussenbroek et al. (2014), leaf productivity at Costa Rica sites was higher than at many CARICOMP sites.

Productivity of *T. testudinum* in CNP seems to be one of the lowest in the Caribbean region during recent periods. For example, in Bocas del Toro, Panama, mean productivity for *T. testudinum* between 2000-2010 was 1.7 gm<sup>-2</sup>d<sup>-1</sup> (López-Calderón et al., 2013), while in 1999 it was 1.8 gm<sup>-2</sup>d<sup>-1</sup> (Guzmán, Barnes,

TABLE 5  
Summary table of the mean seagrass variables presented in different CARICOMP studies during different periods. CNP: Cahuita National Park

Study	Site	Biomass (g/m <sup>2</sup> )	Productivity (g/m <sup>2</sup> /d)	Turnover rate (%)	Foliar area (cm <sup>2</sup> )	LAI	Density (shoot/m <sup>2</sup> )	Period
Paynter, Cortés & Engels 2001	Cahuita National Park, Costa Rica	1057	2.4	3.69			1418	1999
Guzmán et al. 2005	Bocas del Toro, Panamá	560	1.82	2.54		3.72	17.6	1999
Juman 2005	Bon Accord Lagoon, Tobago	437.7 - 319.2	3.0 - 5.0	4.2 - 5.6				1998-1999
Fonseca, Nielsen & Cortés. 2007	Cahuita National Park, Costa Rica	822.8	2.7	5.5	9.68	0.92	1184	1999-2005
Nielsen-Muñoz & Cortés. 2008	Cahuita National Park, Costa Rica	696.8						2003-2006
Krupp, Cortés & Wolff. 2009	Gandoca Manzanillo National Wildlife Refuge, Costa Rica	1 564	1.5 - 2.5	3.0 - 3.8		2.1-3.2		2005-2006
Martínez-Daranas, Cabrera & Pinas-Amargós 2009	Nuevitas Bay, Cuba		2.08				617	2001-2002
Cortés, Fonseca, Nivia-Ruiz & Nielsen-Muñoz. 2010	Cahuita National Park, Costa Rica	978.6	1.6	4.4	2.5	1.4	1079	1999-2008
Rodríguez-Martínez et al. 2010	Puerto Morelos, México	531 - 699	1.5 - 0.9				731	1993-2005
Rodríguez-Ramírez et al. 2010	Chengue bay, Colombia		2.5			4.0	650	1993-2008
López-Calderón et al. 2013	Bocas del Toro, Panamá	1481	1.74	2.62		4.65		1999-2010
This study	Cahuita National Park, Costa Rica	1255	1.52	4.26	4.86	1.87	1197	2009-2015



Lovelock & Feller, 2005). Between 1998 and 1999 mean productivity ranged from 3.0 to 5.0  $\text{gm}^{-2}\text{d}^{-1}$  at two sites of Bon Accord, Tobago (Juman, 2005). In Nuevitas Bay, Cuba, mean productivity was 2.1  $\text{gm}^{-2}\text{d}^{-1}$  between 2000 and 2001 (Martínez-Daranas et al., 2009). In Colombia, Chegue Bay, mean productivity of *T. testudinum* was 2.5  $\text{gm}^{-2}\text{d}^{-1}$  (Rodríguez-Ramírez et al., 2010). Only in Puerto Morelos, México, was productivity close or lower to our results, with a mean value between 1.5 and 0.9  $\text{gm}^{-2}\text{d}^{-1}$  (Rodríguez-Martínez et al., 2010) (Table 5). However, van Tussenbroek et al. (2014) found that leaf productivity at Costa Rica sites (2.08 and 2.94  $\text{gm}^{-2}\text{d}^{-1}$ ) was higher than at many other CARICOMP sites.

Turnover rates also appear to be quite low compared to previous studies at CNP. In the 2009-2015 monitoring period a turnover rate of 4.3  $\%\text{d}^{-1}$  was obtained, while in the 1999-2008 period turnover rates of 4.4  $\%\text{d}^{-1}$  and 5.5  $\%\text{d}^{-1}$  were obtained for the same meadow at CNP (Cortés et al., 2010; Fonseca et al., 2007). However, Paynter et al. (2001) obtained a lower turnover rate (3.7  $\%\text{d}^{-1}$ ) between March and April 1999 in CNP. On the other hand, mean turnover rate reported in this study is higher or similar than the ones reported for GMNWR in Costa Rica, Tobago, and Panama (Krupp et al., 2009; Juman, 2005; López-Calderón et al., 2013) (Table 5). Fonseca et al. (2007) suggested that turnover rates are higher in seagrasses beds that are subject to a large discharge of terrestrial nutrients. According with the compilation done by van Tussenbroek et al. (2014), turnover rates for Costa Rica sites (4.4 and 5.5  $\%\text{d}^{-1}$ ) were higher than at many other CARICOMP sites.

In the 2009-2015 period, productivity and turnover rate of *T. testudinum* presented significant intra-annual differences and among years; nevertheless, this was not explained by seawater parameters (salinity, temperature, Secchi). In CNP, Fonseca et al. (2007) and Cortés et al. (2010) found a high correlation between productivity of *T. testudinum* and seawater temperature. However, in GMNWR there was no relation between salinity and

seawater temperature and productivity of *T. testudinum* (Krupp et al., 2009).

In Mexico and Tobago respectively, there was a high productivity during the dry season and low productivity during the wet season (Rodríguez-Martínez et al., 2010; Juman, 2005). Van Tussenbroek et al. (2014) found seasonal differences in leaf productivity only in seagrass beds above latitude 16°48' N, and confirmed a high growth season from March to August and a low-growth season between September and February, but, since Costa Rica is below this latitude, marked seasonal differences are not expected. A significant production and turnover rate peak was observed during July 1999 in CNP (Fonseca et al., 2007). However, the highest productivity found in this study was during February 2011 and January 2013; and the lowest during July 2009, October 2009 and March 2015; for turnover rate, the lowest mean values were found during October 2009, March and May 2015. These results seem to have no clear seasonal patterns for productivity and turnover rate in CNP seagrasses. In accordance to this, it is important to highlight that *T. testudinum* production, leaf area, biomass and turnover rate were negatively correlated with precipitation, and 2009 was an ENOS year that particularly intensified during July and October 2009 (IMN, 2009). The period 2014-2015 also presented an ENOS event of high intensity (IMN, 2015).

*Thalassia testudinum* shoot density between 2009 and 2015 was similar to previous time periods in CNP (Cortés et al., 2010; Fonseca et al., 2007; Paynter et al., 2001). At the same time, mean shoot density in CNP is generally higher than the mean shoot density reported for other countries like Colombia, (Rodríguez-Ramírez et al., 2010), México (Rodríguez-Martínez et al., 2010) and Cuba (Martínez-Daranas et al., 2009) (Table 5). Van Tussenbroek et al. (2014) already determined seagrass shoot density in Costa Rica (934.5 and 1078.2 shoots/ $\text{m}^2$ ) as one of the highest among CARICOMP sites. Mean density showed inter-annual and intra-annual variations, with increasing peaks in February 2010

and October 2014, and decreasing peaks in October 2009 and June 2011. In Nuevitás Bay, Cuba, Martínez-Daranas et al. (2009) recorded higher density values during spring and summer; however, in Mexico, *T. testudinum*'s density remained constant throughout the monitoring period (Rodríguez-Martínez et al., 2010).

Mean Leaf Area diminished considerably in the study period (2009-2015) compared to 1999-2000 (Fonseca et al., 2007), but it was higher than between 2000-2008 (Cortés et al., 2010). Conversely, LAI between 2009 and 2015 was higher than in 1999-2000 and 1999-2008 periods (Fonseca et al., 2007; Cortés et al., 2010). This could be explained because leaves of *T. testudinum* are now shorter and narrower than in 2000 for the same seagrass bed but, on the other hand, there is more leaf area per m<sup>2</sup> than in 2000, which is due to a density increase. Van Tussenbroek et al. (2010) defined a mean leaf length for *T. testudinum* between 10 and 80 cm, being much longer than what we found in Cahuita. There are two reasons that could help explain this pattern, one could be due to an increase in herbivory of *T. testudinum* (Valentine & Duffy, 2006), or an increase of epibiotia living on the leaves (Borowitzka, Lavery, & van Keulen, 2007). Another explanation could be the clonal recruitment of new seagrass shoots, since new leaves are smaller, and density increases where small leaves appear (Krupp et al., 2009), however, it is very unlikely that the whole seagrass bed consisted of juvenile shoots.

On the other hand, LAI for *T. testudinum* in CNP was lower than LAI found for another bed in the Caribbean of Costa Rica (Krupp et al., 2009), Panamá (López-Calderón et al., 2013) and Colombia (Rodríguez-Ramírez et al., 2010) (Table 5). Rodríguez-Ramírez et al. (2010) argued that a low LAI indicates a greater number of new leaves in a developing community or a decrease in length and width of leaves because of stress caused by unfavorable environmental factors.

The higher and lower values of mean productivity and mean biomass were obtained

during the same sampling months. The higher mean values for both parameters occurred during January 2013. On the other hand, one of the lowest values reached for mean productivity and mean biomass was during March 2015, when an intense ENOS occurred (IMN, 2015). In Cahuita, between 2003 and 2006, average *T. testudinum* below ground biomass was more than double the above ground biomass (Nielsen-Muñoz & Cortés, 2008). This was attributed to a necessity of nutrient absorption and anchorage to a carbonate fragment substrate. However, below ground biomass of *T. testudinum* was similar throughout 2009-2015, and close to 50 % (46.1-57.4 %) of the total mean biomass. And it agrees with an increase in total mean biomass of *T. testudinum* in this study, because total biomass of seagrasses is expected to increase with the increase of nutrient input if they are nutrient limited (van Tussenbroek et al., 2014). The higher values of mean biomass and above-ground biomass proportion, and a lower mean productivity compared to previous observations, suggest that *T. testudinum* in CNP may have been under the influence of increasing nutrient input in the 2009-2015 monitoring period.

The flowering and fruit observations of *T. testudinum* at CNP match with others in the region, where flowers are observed between March and May (van Tussenbroek, 1994; van Tussenbroek et al., 2010). However, Nielsen-Muñoz & Cortés (2008) reported flowering for *T. testudinum* between April and June, and a fruiting period between May and August in the Caribbean coast of Costa Rica. On the other hand, according to what we found in our samples, in the Caribbean region the parrotfish, *S. viridis*, are closely associated to *T. testudinum*, and has a trophic dependence on this seagrass (Rueda & Salas, 2007).

In CNP, most seagrass parameters were negatively correlated with rainfall. High levels of precipitation and therefore increased freshwater runoff from Perezoso creek could lead to decreased water clarity and decreased salinity. Nevertheless, water clarity (Secchi depth) did not decrease during the study period, and

Secchi depth and salinity were not strongly correlated with any *T. testudinum* parameter. When comparing three sites in CNP, it has been observed that the higher productivity and biomass of *T. testudinum* is given at intermediate environmental conditions, such as sediment size (coarse or fine sand), temperature (25 °C) and salinity (37 ppm) (Paynter et al., 2001). Based on the results of this study, precipitation seems to be an important factor influencing *T. testudinum* parameters in CNP, shedding light on the importance of external environmental agents acting on this ecosystem.

In the Caribbean coast of Costa Rica the largest seagrass beds are located in marine protected areas, where anthropogenic influence is low, trawling, fisheries, marinas, and excessive snorkeling tourism occur far away from the seagrasses beds. But human activities in the watersheds, such as monoculture plantations and pollutant discharges, could affect these ecosystems, as seen in the coral reef (Cortés & Risk, 1985; Cortés et al., 2010). Based on this study, CNP appears to offer conditions suitable for seagrass presence with no evidence of seagrass biomass loss during the study period of 2009-2015. However, there are indirect signals that point to a potential nutrient increment in the seagrass bed. To continue protecting this seagrass bed, it is necessary to continue and improve the seagrass monitoring effort, not only in the National Park but in the rest of the country. Also, the watersheds should be monitored because of their potential impact on the coastal and marine environments and seagrass meadows must be included in national conservation policies.

#### ACKNOWLEDGMENTS

We want to thank Jaime Nivia, Allan Carrillo, Marco Corrales, Michael Fonseca, Viktoria Bogantes, Davis Morera, Oscar Montoya and Cinthya Pérez for field and laboratory support. Jeffrey A. Sibaja-Cordero and Marcelo Araya for statistical advice. We thank the personnel of Parque Nacional Cahuita and Área de Conservación La Amistad-Caribe. This project

was funded by the Vicerrectoría de Investigación of the University of Costa Rica (Project 808-96-298).

#### RESUMEN

**Variación intra e inter anual en una pradera de pastos marinos en la costa caribeña de Costa Rica: 2009-2015.** Los lechos de pastos marinos son un ecosistema importante en la costa caribeña de Costa Rica. En el Parque Nacional Cahuita (PNC), un lecho de pastos marinos en Perezoso ha sido monitoreado continuamente desde 1999 dentro del programa CARICOMP. *Thalassia testudinum* es la especie dominante, en algunos casos mezclada con *Syringodium filiforme*. Se presentan los resultados del período de monitoreo del 2009 al 2015. La biomasa promedio de *T. testudinum* fue mayor ( $1\ 255.4 \pm 146.0\ \text{gm}^{-2}$ ) que la biomasa antes de 2009, mostrando una tendencia creciente. Sin embargo, la productividad ( $1.5 \pm 0.59\ \text{gm}^{-2}\text{d}^{-1}$ ) y la tasa de recambio ( $4.3 \pm 1.22\ \%\text{d}^{-1}$ ) fueron inferiores a los períodos de monitoreo previos. En este período, el área foliar media disminuyó considerablemente ( $4.9 \pm 2.30\ \text{m}^2$ ), pero el Índice de Área Foliar (LAI) aumentó ( $1.9 \pm 0.80\ \text{m}^2\ \text{hoja m}^{-2}$ ) en comparación con el monitoreo previo. El promedio de la productividad, la densidad, la tasa de recambio, el LAI y la biomasa mostraron variaciones intra-anales, mientras que la biomasa promedio de *T. testudinum* no varió significativamente entre los años, lo que representa un período estable. Ningún parámetro del agua de mar (salinidad, temperatura o turbiedad) se correlacionó con los parámetros del pasto marino. Sin embargo, la mayoría de los parámetros del pasto marino estaban fuertemente correlacionados con la precipitación. Estos resultados ponen en evidencia el efecto de factores ambientales externos sobre el ecosistema. El PNC tiene condiciones estables a largo plazo en las que se establece el pasto marino sin que haya evidencia de pérdida de biomasa. Sin embargo, hay señales indirectas; como el aumento de la biomasa y de la proporción de biomasa sobre el sustrato, así como una baja productividad y LAI; que apuntan a un incremento de nutrientes en el lecho de pastos marinos de Perezoso. Para continuar protegiendo este lecho marino, es necesario mejorar la calidad del agua y los métodos de monitoreo, además de incluir a estos hábitats en las políticas nacionales de conservación.

**Palabras clave:** *Thalassia testudinum*; *Syringodium filiforme*; Parque Nacional Cahuita; CARICOMP; pastos marinos; biomasa; productividad; área foliar; LAI.

#### REFERENCES

- Borowitzka, M. A., Lavery, P. S., & van Keulen, M. (2007). Epiphytes on seagrasses. In A. Larkum, R. Orth, & C. Duarte (Eds.), *Seagrasses: Biology*,



- Ecology and Conservation* (pp. 441-461). Dordrecht, The Netherlands: Springer.
- CARICOMP. (1997). Variation in ecological parameters of *Thalassia testudinum* across the CARICOMP network. *Proceedings of the 8<sup>th</sup> International Coral Reef Symposium, Panamá, 1*, 663-668.
- CARICOMP. (2001). *Caribbean Coastal Marine Productivity (CARICOMP): METHODS MANUAL. A research and monitoring network of marine laboratories, parks, and reserves*. Kingston, Jamaica & Florida, USA.
- Cortés, J. (2016). The Caribbean coastal and marine ecosystems. In M. Kappelle (Ed.), *Costa Rican Ecosystems* (pp. 591-617). Chicago and London: University of Chicago Press.
- Cortés, J., & Risk, M. J. (1985). A reef under siltation stress: Cahuita, Costa Rica. *Bulletin of Marine Science*, *36*, 339-356.
- Cortés, J., Fonseca, A. C., Nivia-Ruiz, J., Nielsen-Muñoz, V., Samper-Villarreal, J., Salas, E., ... Zamora-Trejos, P. (2010). Monitoring coral reefs, seagrasses and mangroves in Costa Rica (CARICOMP). *Revista de Biología Tropical*, *58*(Supplement 3), 1-22.
- Duarte, C. M., Borum, J., Short, F. T., & Walker, D. I. (2008). *Seagrass Ecosystems: Their Global Status and Prospects*. Cambridge, UK: Cambridge University Press.
- Fonseca, A. C., Nielsen, V., & Cortés, J. (2007). Monitoreo de pastos marinos en Perezoso, Cahuita, Costa Rica (sitio CARICOMP). *Revista de Biología Tropical*, *55*, 55-66.
- Govers, L. L., Lamers, L. P.M., Bouma, T. J, de Brouwer, J. H. F., & van Katwijk, M. M. (2014). Eutrophication threatens Caribbean seagrasses – An example from Curaçao and Bonaire. *Marine Pollution Bulletin*, *89*, 481-486.
- Guzmán, H. M., Barnes, P. A. G., Lovelock, C. E., & Feller, I. C. (2005). A site description of the CARICOMP mangrove, Seagrass and coral reef sites in Bocas del Toro, Panamá. *Caribbean Journal of Science*, *41*(3), 430-440.
- Hammer, Ø., Harper, D. A. T., & Ryan, P. D. (2001). PAST: Paleontological statistics software package for education and data analysis. *Palaeontologia Electronica*, *4*(1), 1-9. Retrieved from [http://palaeo-electronica.org/2001\\_1/past/issue1\\_01.htm](http://palaeo-electronica.org/2001_1/past/issue1_01.htm)
- Instituto Meteorológico Nacional (IMN). (2009). El Niño (ENOS Report N° 24). Retrieved from <https://www.imn.ac.cr/web/imn/43>
- Instituto Meteorológico Nacional (IMN). (2015). Informe 15 (ENOS Report N° 80). Retrieved from <https://www.imn.ac.cr/web/imn/43>
- Instituto Meteorológico Nacional (IMN). (2016). Rainfall and temperature data for the period 2009-2015, from the meteorology station Gandoca-Manzanillo. San José, Costa Rica. National Meteorology Institute of Costa Rica.
- Juman, R. (2005). The structure and productivity of the *Thalassia testudinum* community in Bon Accord Lagoon, Tobago. *Revista Biología Tropical*, *53*(1), 219-227.
- Krupp, L. S., Cortés, J., & Wolff, M. (2009). Growth dynamics and state of the seagrass *Thalassia testudinum* in the Gandoca-Manzanillo National Wildlife Refuge, Caribbean, Costa Rica. *Revista de Biología Tropical*, *57*(Supplement 1), 187-201.
- Lizano, O. G. (2006). Algunas características de las mareas en las costa Pacífica y Caribe de Centroamérica. *Ciencia y Tecnología*, *24*, 51-64.
- López-Calderón, J. M., Guzmán, H. M., Jacome, G. E., & Barnes, P. A. G. (2013). Decadal increase in seagrass biomass and temperature at the CARICOMP site in Bocas del Toro, Panamá. *Revista de Biología Tropical*, *61*, 1815-1826.
- Martínez-Daranas, B., Cabrera, R., & Pina-Amargós, F. (2009). Spatial and seasonal variability of *Thalassia testudinum* in Nuevitas Bay, Cuba. *Revista Marina y Costera*, *1*, 9-27.
- Nielsen-Muñoz, V., & Cortés, J. (2008). Abundancia, biomasa y floración de *Thalassia testudinum* (Hydrocharitaceae) en el Caribe de Costa Rica. *Revista de Biología Tropical*, *56*(Supplement 4), 175-189.
- Orth, R. J., Carruthers, J. B., Dennison, W. C., Duarte, C. M., Fourqurean, J. W., Heck, K. L. ... Williams, S. L. (2006). A global crisis for seagrass ecosystems. *Bioscience*, *56*(12), 987-996.
- Paynter, C. K., Cortés, J., & Engels, M. (2001). Biomass, productivity and density of the seagrass *Thalassia testudinum* at three sites in Cahuita National Park, Costa Rica. *Revista de Biología Tropical*, *49*(Supplement 2), 265-272.
- R Development Core Team. (2012). *R: A Language and Environment for Statistical Computing. R Foundation for Statistical Computing*. Vienna, Austria. Retrieved from <http://www.R-project.org/>
- Rodríguez-Martínez, R., Ruíz-Rentería, F., van Tussenbroek, B., Barba-Santos, G., Escalante-Mancera, E., Jordán-Garza, G., & Jordán-Dahlgren, G. (2010). Environmental state and tendencies of the Puerto Morelos CARICOMP site, Mexico. *Revista Biología Tropical*, *58*(Supplement 3), 23-43.
- Rodríguez-Ramírez, A., Garzón-Ferreira, J., Batista-Morales, A., Gil, D. L., Gómez-López, D. I., Gómez-Campo, K., ..., Vega-Sequeda, J. (2010). Temporal patterns in coral reef, seagrass and mangrove communities

- form Chengue Bay CARICOMP site (Colombia): 1993-2008. *Revista Biología Tropical*, 58(Supplement 3), 45-62.
- Rueda, J. L., & Salas, C. (2007). Trophic dependence of the emerald neritid *Smaragdia viridis* (Linnaeus, 1758) on two seagrasses from European coast. *Journal of Molluscan Studies*, 73, 211-214.
- Short, F., & Coles, R. (2001). Global seagrass distribution. In F. Short, & R. Coles (Eds.), *Global Seagrass Research Methods* (pp. 5-31). Amsterdam, The Netherlands: Elsevier Science.
- Short, F. T., Carruthers, T. J. B., Dennison, W. C., & Waycott, M. (2007). Global seagrass distribution and diversity: A bioregional model. *Journal of Experimental Marine Biology and Ecology*, 350, 3-20.
- Valentine, J. F., & Duffy, J. E. (2006). The central role of grazing in seagrass ecology. In A. Larkum, R. Orth, & C. Duarte (Eds.), *Seagrasses: Biology, Ecology and Conservation* (pp. 463-501). Dordrecht, The Netherlands: Springer.
- van Tussenbroek, B. (1994). Aspects of the reproductive ecology of *Thalassia testudinum* in Puerto Morelos reef lagoon, Mexico. *Botanica Marina*, 37, 413-419.
- van Tussenbroek, B., Barba, G., Wong, J., van Dijk, K., & Waycott, M. (2010). *A Guide to the Tropical Seagrasses of the Western Atlantic*. D.F., México: Universidad Nacional Autónoma de México.
- van Tussenbroek, B., Cortés, J., Collin, R., Fonseca, A. C., Gayle, P. M. H., Guzmán, H., ... & Weil, E. (2014). Caribbean-wide, long-term study of seagrass beds reveals local variations, shifts in community structure and occasional collapse. *PLoS ONE*, 9(3): e90600. DOI:10.1371/journal.pone.0090600
- Waycott, M., Duarte, C. M., Carruthers, T. J. B., Orth, R. J., Dennison, W. C., Olyarnik, S., ... Williams, S. L. (2009). Accelerating loss of seagrasses across the globe threatens coastal ecosystems. *Proceedings of the National Academy of Sciences*, 106(30), 12377-12381. DOI: 10.1073/pnas.0905620106