

APPENDIX 1
Citations and authors according to document type

Document type	<i>TP</i>	%	<i>AU</i>	<i>APP</i>	<i>TC</i> ₂₀₁₉	<i>CPP</i> ₂₀₁₉
Article	12 298	76.5	1 422 797	116	255 103	21
Meeting abstract	2 025	12.6	9 940	4.9	630	0.31
Review	637	4.0	6 874	11	23 620	37
Letter	443	2.8	2 011	4.5	2 022	4.6
Proceedings paper	334	2.1	1 608	4.8	7 295	22
Editorial material	282	1.8	1 740	6.2	2 939	10
Note	278	1.7	749	2.7	2 315	8.3
Correction	48	0.30	29 569	616	92	1.9
News item	18	0.11	153	8.5	32	1.8
Book review	13	0.081	13	1.0	0	0
Discussion	11	0.068	72	6.5	10	0.91

Biographical-item	10	0.062	12	1.2	0	0
Book chapter	10	0.062	60	6.0	835	84
Retracted publication	4	0.025	14	3.5	40	10
Retraction	3	0.019	8	2.7	4	1.3
Addition correction	1	0.0062	3	3.0	1	1.0
Data paper	1	0.0062	96	96	0	0
Item about an individual	1	0.0062	1	1.0	1	1.0
Reprint	1	0.0062	5	5.0	1	1.0

TP – total number of articles; *AU* – number of authors; *APP* – number of authors per publication ($APP = AU/TP$); *TC*₂₀₁₉ – total number of citations from Web of Science Core Collection since publication year to the end of 2019; *CPP*₂₀₁₉ – citations per paper ($CPP_{2019} = TC_{2019}/TP$).

APPENDIX 2
Twenty most collaborative countries

Country	<i>CP</i>	<i>CP R (%)</i>	<i>FP R (%)</i>	<i>FP CPP</i> ₂₀₁₉	<i>RP R (%)</i>	<i>RP CPP</i> ₂₀₁₉
UK	2 317	1 (19)	3 (6.6)	31	2 (5.9)	29
USA	2 213	2 (18)	2 (6.9)	75	1 (6.4)	80
Australia	1 441	3 (12)	4 (4.6)	15	4 (4.3)	15
India	1 240	4 (10)	8 (1.3)	17	7 (1.2)	18
China	1 229	5 (10)	7 (2.1)	15	6 (2.0)	15
Germany	1 039	6 (8.4)	12 (1.1)	31	10 (1.1)	32
Japan	1 001	7 (8.1)	6 (4.1)	15	5 (3.8)	15
South Korea	888	8 (7.2)	10 (1.2)	20	8 (1.2)	21
Thailand	879	9 (7.1)	20 (0.37)	26	18 (0.35)	25
Malaysia	864	10 (7.0)	14 (0.70)	10	13 (0.69)	11
Switzerland	856	11 (7.0)	16 (0.54)	78	16 (0.50)	84

Pakistan	835	12 (6.8)	18 (0.46)	14	17 (0.44)	12
France	832	13 (6.8)	21 (0.36)	52	20 (0.30)	59
New Zealand	826	14 (6.7)	15 (0.55)	19	14 (0.52)	20
Italy	808	15 (6.6)	23 (0.31)	11	22 (0.28)	10
Brazil	801	16 (6.5)	28 (0.14)	25	27 (0.13)	25
Belgium	752	17 (6.1)	19 (0.38)	29	19 (0.33)	31
Spain	743	18 (6)	34 (0.11)	12	32 (0.12)	12
Taiwan	730	19 (5.9)	28 (0.14)	17	27 (0.13)	18
Iran	719	20 (5.8)	32 (0.13)	37	27 (0.13)	37

CP – number of collaborative articles with Sri Lanka; *CPP*₂₀₁₉ – citations per paper (TC_{2019}/TP); *FP* – number of first-author articles; *R* – rank; *RP* – number of corresponding-author articles; *TC*₂₀₁₉ – total citations from Web of Science Core Collection since publication year to the end of 2019.

APPENDIX 3
Top 10 productive institutes

Institutes	<i>TP</i>	<i>TP</i>	<i>II</i>	<i>NC</i>	<i>IC</i>	<i>FP</i>	<i>FP</i>	<i>RP</i>	<i>RP</i>	<i>SP</i>	<i>SP</i>
		<i>R (%)</i>	<i>R (%)</i>	<i>R (%)</i>	<i>R (%)</i>	<i>R (%)</i>	<i>CPP</i> ₂₀₁₉	<i>R (%)</i>	<i>CPP</i> ₂₀₁₉	<i>R (%)</i>	<i>CPP</i> ₂₀₁₉
University of Peradeniya	3 248	1 (26)	1 (24)	2 (32)	1 (26)	1 (12)	12	1 (13)	12	1 (21)	10
University of Colombo	2 281	2 (19)	2 (21)	1 (35)	2 (14)	2 (10)	12	2 (11)	11	2 (18)	6.2
University of Ruhuna	1 348	3 (11)	4 (6.9)	8 (8.0)	3 (13)	5 (3.2)	8.5	5 (3.3)	8.5	3 (9.0)	6.1
National Institute of Fundamental Studies	1 019	4 (8.3)	3 (8.0)	6 (13)	4 (7.4)	3 (4.6)	21	3 (4.4)	22	4 (6.3)	12
University of Kelaniya	913	5 (7.4)	5 (6.3)	3 (15)	5 (6.3)	4 (3.5)	14	4 (3.7)	14	10 (2.4)	10
University of Sri Jayewardenepura	731	6 (5.9)	8 (3.5)	4 (14)	6 (5.2)	6 (2.7)	8.8	6 (2.7)	8.5	9 (2.6)	3.9

National Hospital of Sri Lanka	500	7 (4.1)	7 (3.6)	5 (14)	12 (2.2)	8 (1.5)	8.3	7 (2.4)	10	8 (3.4)	7.9
University of Moratuwa	489	8 (4.0)	6 (4.8)	14 (3.1)	8 (3.8)	7 (2.3)	12	8 (2.3)	12	5 (4.8)	10
Ministry of Health	436	9 (3.5)	20 (0.49)	7 (8.6)	9 (3.7)	13 (0.74)	5.2	12 (0.87)	7.2	13 (1.1)	3.8
International Water Management Institute	408	10 (3.3)	10 (2.4)	30 (1.1)	7 (4.2)	9 (1.3)	44	9 (1.3)	46	6 (4.0)	68

*CPP*₂₀₁₉ – citations per paper (*TC*₂₀₁₉/*TP*); *FP* – first-author articles; *IC* – internationally collaborative articles; *II* – institutional independent articles; *NC* – nationally collaborative articles; *R* – rank; *RP* – corresponding-author articles; *SP* – single-author articles; *TC*₂₀₁₉ – total citations from Web of Science Core Collection since publication year to the end of 2019; *TP* – number of total articles.

APPENDIX 4

Top 16 authors who have published at least 30 non-internationally collaborative articles in Sri Lanka

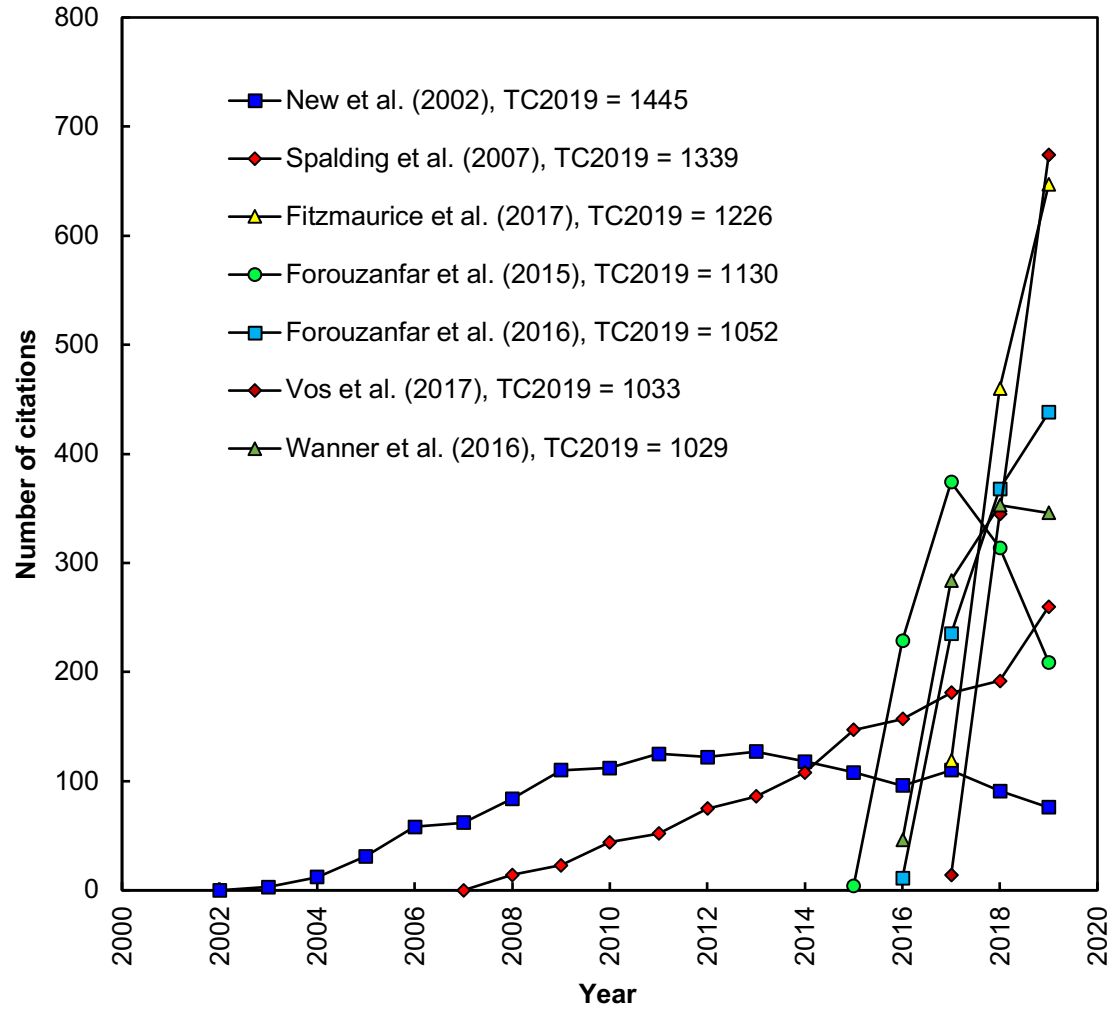
Author	<i>non-ICP R (non-ICP)</i>	<i>FP R (FP)</i>	<i>FP CPP₂₀₁₉</i>	<i>RP R (RP)</i>	<i>RP CPP₂₀₁₉</i>	<i>SP R (SP)</i>	<i>SP CPP₂₀₁₉</i>
K. Tennakone	1 (154)	1 (131)	22	1 (142)	23	1 (31)	3.9
W.D. Ratnasooriya	2 (110)	2 (57)	9.5	2 (73)	13	24 (4)	4.0
H.J. De Silva	3 (62)	375 (2)	32	120 (6)	32	NA	NA
C.B. Dissanayake	4 (56)	4 (26)	6.7	7 (24)	6.5	12 (9)	5.2
M.A.K.L. Dissanayake	5 (38)	5 (24)	13	4 (30)	19	24 (4)	10
R.M.G. Rajapakse	5 (38)	236 (3)	14	16 (17)	15	NA	NA
M.U.S. Sultanbawa	5 (38)	375 (2)	33	718 (1)	17	NA	NA
A. Nanayakkara	8 (37)	3 (29)	7.3	3 (34)	6.3	2 (18)	8.3
G. Seneviratne	9 (36)	8 (19)	19	5 (27)	21	17 (5)	25
E.H. Karunanayake	10 (35)	375 (2)	90	44 (11)	23	NA	NA
N. Senanayake	11 (33)	8 (19)	38	16 (17)	40	7 (10)	12

K.H. Tennekoon	11 (33)	66 (7)	13	16 (17)	9.2	NA	NA
R.L.C. Wijesundera	11 (33)	796 (1)	0	262 (3)	8.0	137 (1)	0
K.M.N. De Silva	14 (32)	375 (2)	5.0	15 (18)	38	57 (2)	5.0
S.A.M. Kularatne	14 (32)	8 (19)	17	26 (14)	24	137 (1)	77
S. Rajapakse	16 (30)	51 (8)	10	26 (14)	8.1	137 (1)	1.0

*CPP*₂₀₁₉ – citations (*TC*₂₀₁₉) per publication; *FP* – first-author articles; NA – not available; *non-ICP* – number of non-internationally collaborative articles; *R* – rank; *RP* – corresponding-author articles; *SP* – single-author articles; *TC*₂₀₁₉ – total citations from Web of Science Core Collection since publication year to the end of 2019.

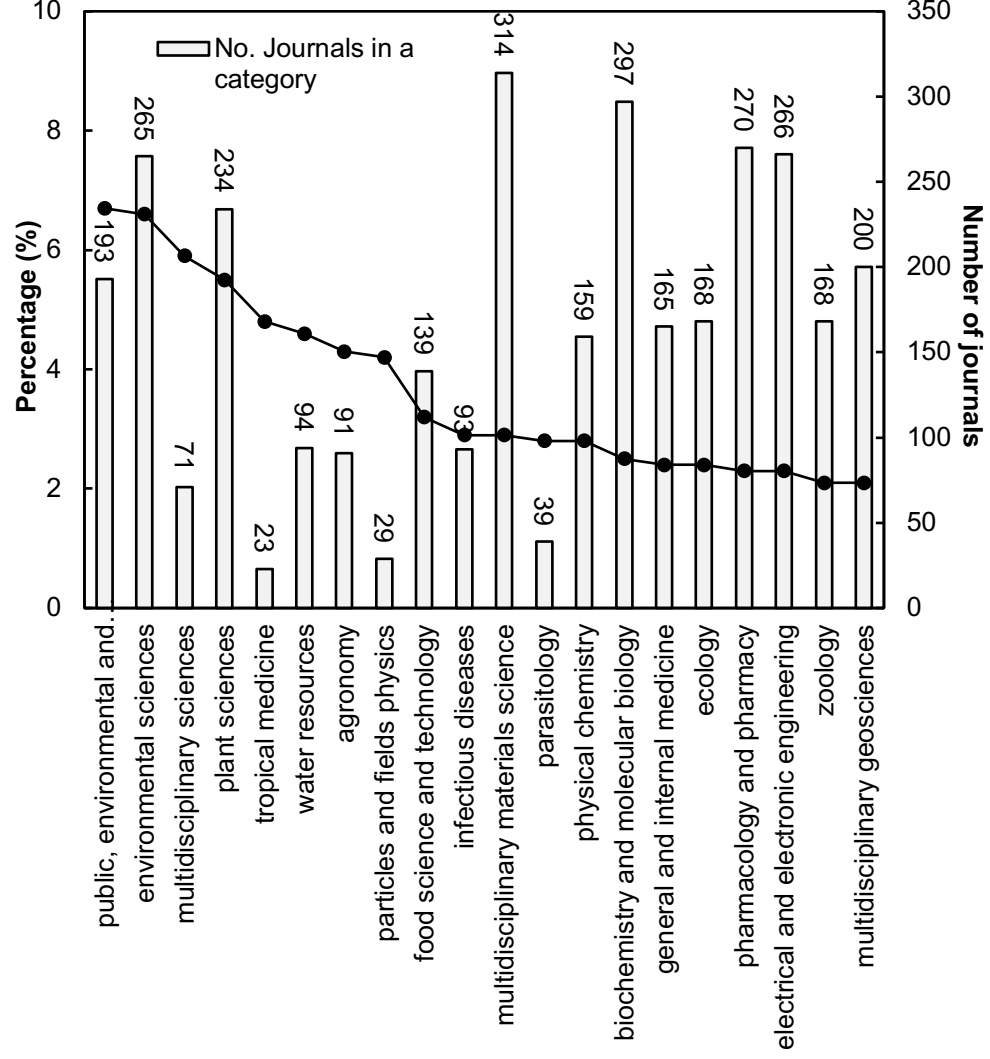
APPENDIX 5

Percentage of publications and number of journals in each Web of Science category

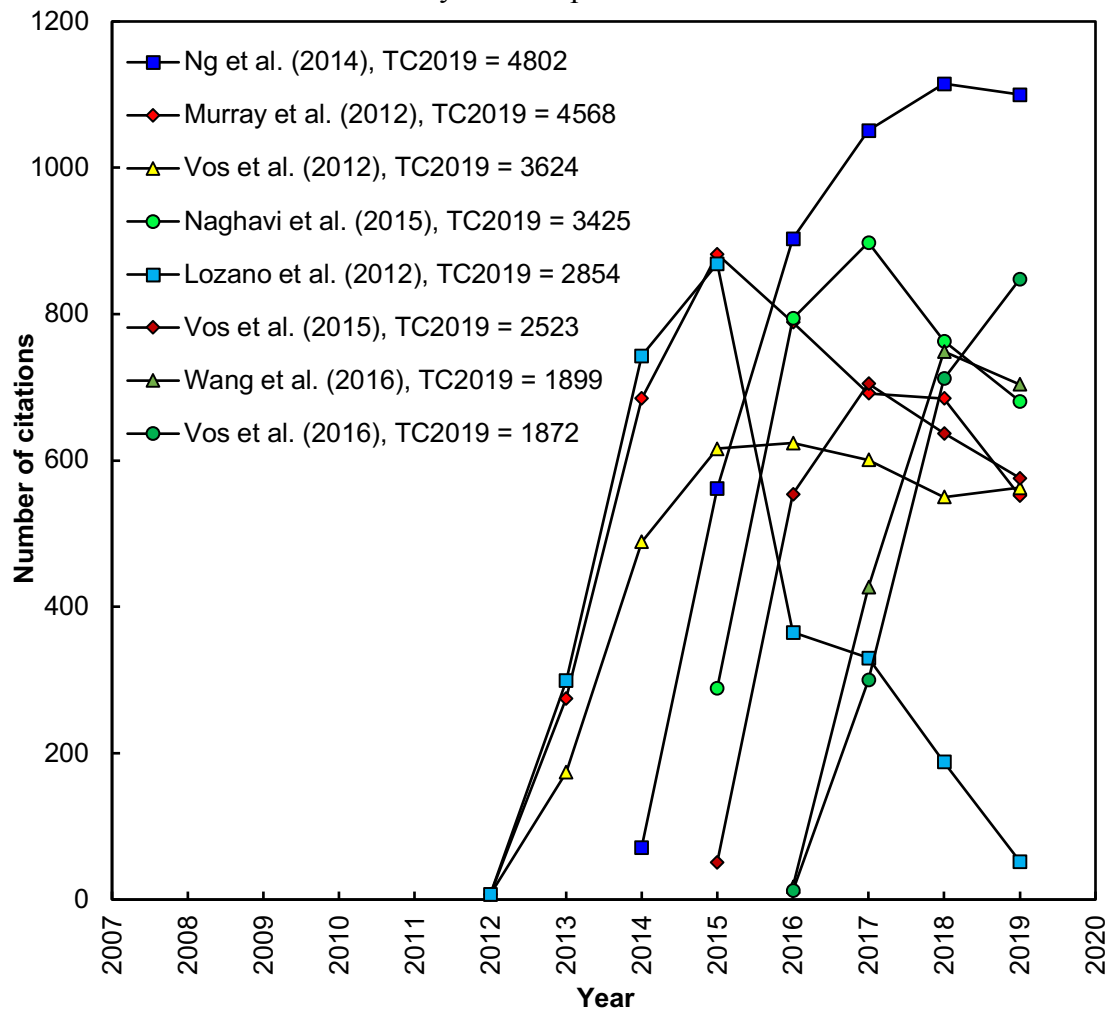


APPENDIX 6

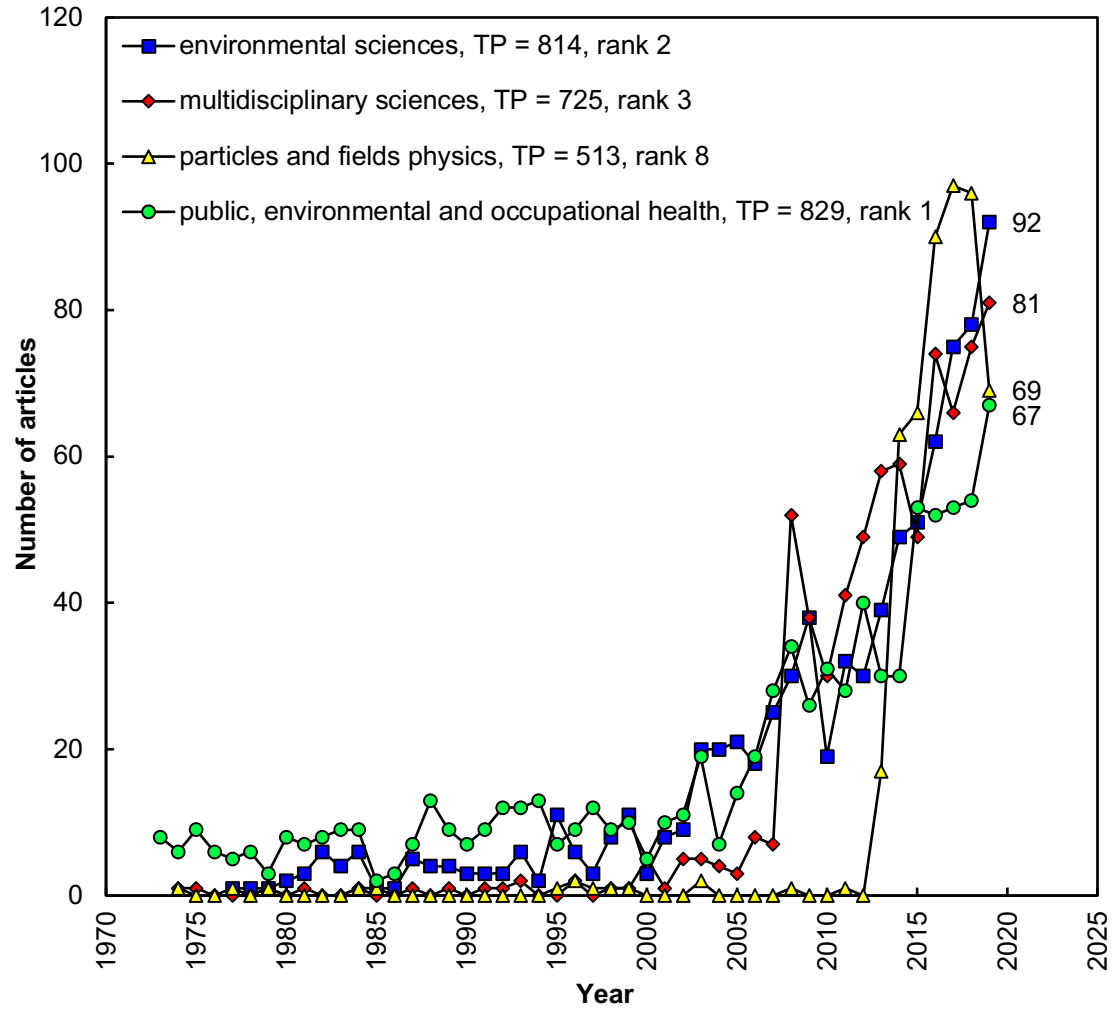
The trend in number of articles published in the top four Web of Science categories in 2019



APPENDIX 7
Citation history of the top 1 to 8 classic articles



APPENDIX 8
Citation history of the top 9-15 classic articles



APPENDIX 9
Fifteen classic articles with $TC_{2019} \geq 1.000$

Rank (TC_{2019})	Rank (C_{2019})	Article title	Reference	First author country	Corresponding author country	No. Author s	No. Institutes	No. Countries
1 (4 802)	1 (1 100)	Global, regional, and national prevalence of overweight and obesity in children and adults during 1980-2013: A systematic analysis for the Global Burden of Disease Study 2013	Ng et al. (2014)	USA	USA	140	96	40
2 (4 568)	10 (552)	Disability-adjusted life years (DALYs) for 291 diseases and injuries in 21 regions, 1990-2010: A systematic analysis for the Global Burden of Disease Study 2010	Murray et al. (2012)	USA	USA	359	172	42
3 (3 624)	8 (563)	Years lived with disability (YLDs) for 1160 sequelae of 289 diseases and injuries 1990-2010: A systematic analysis for the Global Burden of Disease Study 2010	Vos et al. (2012)	USA	USA	355	173	42
4 (3 425)	4 (681)	Global, regional, and national age-sex specific all-cause and cause-specific mortality for 240 causes of death, 1990-2013: A systematic analysis for the Global Burden of Disease Study 2013	Naghavi et al. (2015)	USA	USA	713	473	89

5 (2 854)	74 (52)	Global and regional mortality from 235 causes of death for 20 age groups in 1990 and 2010: A systematic analysis for the Global Burden of Disease Study 2010	Lozano et al. (2012)	USA	USA	189	106	29
6 (2 523)	7 (576)	Global, regional, and national incidence, prevalence, and years lived with disability for 301 acute and chronic diseases and injuries in 188 countries, 1990-2013: A systematic analysis for the Global Burden of Disease Study 2013	Vos et al. (2015)	USA	USA	679	412	78
7 (1 899)	3 (704)	Global, regional, and national life expectancy, all-cause mortality, and cause-specific mortality for 249 causes of death, 1980-2015: A systematic analysis for the Global Burden of Disease Study 2015	Wang et al. (2016)	USA	USA	768	588	87
8 (1 872)	2 (848)	Global, regional, and national incidence, prevalence, and years lived with disability for 310 diseases and injuries, 1990-2015: A systematic analysis for the Global Burden of Disease Study 2015	Vos et al. (2016)	USA	USA	633	507	77
9 (1 445)	50 (76)	A high-resolution data set of surface climate over global land areas	New et al. (2002)	UK	UK	4	3	2
10 (1 339)	19 (260)	Marine ecoregions of the world: A bioregionalization of coastal and shelf areas	Spalding et al. (2007)	USA	USA	15	11	6

11 (1 226) 6 (647)	Global, regional, and national cancer incidence, mortality, years of life lost, years lived with disability, and disability-adjusted life-years for 32 cancer groups, 1990 to 2015: A systematic analysis for the global burden of disease study	Fitzmaurice et al. (2017)	USA	USA	185	143	42
12 (1 130) 26 (209)	Global, regional, and national comparative risk assessment of 79 behavioural, environmental and occupational, and metabolic risks or clusters of risks in 188 countries, 1990-2013: A systematic analysis for the Global Burden of Disease Study 2013	Forouzanfar et al. (2015)	USA	USA	721	457	87
13 (1 052) 11 (438)	Global, regional, and national comparative risk assessment of 79 behavioural, environmental and occupational, and metabolic risks or clusters of risks, 1990-2015: A systematic analysis for the Global Burden of Disease Study 2015	Forouzanfar et al. (2016)	USA	USA	645	460	83
14 (1 033) 5 (674)	Global, regional, and national incidence, prevalence, and years lived with disability for 328 diseases and injuries for 195 countries, 1990-2016: A systematic analysis for the Global Burden of Disease Study 2016	Vos et al. (2017)	USA	USA	727	497	84
15 (1 029) 13 (346)	Empagliflozin and progression of kidney disease in type 2 diabetes	Wanner et al. (2016)	Germany	Germany	689	570	43

C_{2019} – citations in 2019 only; TC_{2019} – total citations from Web of Science Core Collection since publication year to the end of 2019.

APPENDIX REFERENCES

- Fitzmaurice, C., Allen, C., Barber, R. M., Barregard, L., Bhutta, Z. A., Brenner, H., Dicker, D. J., Chimed-Orchir, O., Dandona, R., Dandona, L., Fleming, T., Forouzanfar, M. H., Hancock, J., Hay, R. J., Hunter-Merrill, R., Huynh, C., Hosgood, H. D., Johnson, C. O., Jonas, J. B., ... Naghavi, M. (2017). Global, regional, and national cancer incidence, mortality, years of life lost, years lived with disability, and disability-adjusted life-years for 32 cancer groups, 1990 to 2015: A systematic analysis for the global burden of disease study. *JAMA Oncology*, 3(4), 524–548.
- Forouzanfar, M. H., Alexander, L., Anderson, H. R., Bachman, V. F., Biryukov, S., Brauer, M., Burnett, R., Casey, D., Coates, M. M., Cohen, A., Delwiche, K., Estep, K., Frostad, J. J., Astha, K. C., Kyu, H. H., Moradi-Lakeh, M., Ng, M., Slepak, E. L., Thomas, B. A., ... Murray, C. J. (2015). Global, regional, and national comparative risk assessment of 79 behavioural, environmental and occupational, and metabolic risks or clusters of risks in 188 countries, 1990-2013: A systematic analysis for the Global Burden of Disease Study 2013. *Lancet*, 386(10010), 2287–2323.
- Forouzanfar, M. H., Afshin, A., Alexander, L. T., Anderson, H. R., Bhutta, Z. A., Biryukov, S., Brauer, M., Burnett, R., Cercy, K., Charlson, F. J., Cohen, A. J., Dandona, L., Estep, K., Ferrari, A. J., Frostad, J. J., Fullman, N., Gething, P. W., Godwin, W. W., Griswold, M., ... Hankey, G. J. (2016). Global, regional, and national comparative risk assessment of 79 behavioural, environmental and occupational, and metabolic risks or clusters of risks, 1990-2015: A systematic analysis for the Global Burden of Disease Study 2015. *Lancet*, 388(10053), 1659–1724.
- Lozano, R., Naghavi, M., Foreman, K., Lim, S., Shibuya, K., Aboyans, V., Abraham, J., Adair, T., Aggarwal, R., Ahn, S. Y., AlMazroa, M. A., Alvarado, M., Anderson, H. R., Anderson, L. M., Andrews, K. G., Atkinson, C., Baddour, L. M., Barker-Collo, S., Bartels, D. H., ... Murray, C. J. L. (2012). Global and regional mortality from 235 causes of death for 20 age groups in 1990 and 2010: A systematic analysis for the Global Burden of Disease Study 2010. *Lancet*, 380(9859), 2095–2128.
- Murray, C. J. L., Vos, T., Lozano, R., Naghavi, M., Flaxman, A. D., Michaud, C., Ezzati, M., Shibuya, K., Salomon, J. A., Abdalla, S., Aboyans, V., Abraham, J., Ackerman, I., Aggarwal, R., Ahn, S. Y., Ali, M. K., AlMazroa, M. A., Alvarado, M., Anderson, H. R., ... Rivero, A.P. (2012). Disability-adjusted life years (DALYs) for 291 diseases and injuries in 21 regions, 1990-2010: A systematic analysis for the Global Burden of Disease Study 2010. *Lancet*, 380(9859), 2197–2223.
- Naghavi, M., Wang, H. D., Lozano, R., Davis, A., Liang, X. F., Zhou, M. G., Vollset, S. E., Ozgoren, A. A., Abdalla, S., Abd-Allah, F., Aziz, M. I. A., Abera, S. F., Aboyans, V., Abraham, B., Abraham, J., Abuabara, K. E., Abubakar, I., Abu-Raddad, L. J., Abu-Rmeileh, N. M. E., ...

- Murray, C. J. L. (2015). Global, regional, and national age-sex specific all-cause and cause-specific mortality for 240 causes of death, 1990-2013: A systematic analysis for the Global Burden of Disease Study 2013. *Lancet*, 385(9963), 117–171.
- New, M., Lister, D., Hulme, M., & Makin, I. (2002). A high-resolution data set of surface climate over global land areas. *Climate Research*, 21(1), 1–25.
- Ng, M., Fleming, T., Robinson, M., Thomson, B., Graetz, N., Margono, C., Mullany, E. C., Biryukov, S., Abbafati, C., Abera, S. F., Abraham, J. P., Abu-Rmeileh, N. M. E., Achoki, T., AlBuhairan, F. S., Alemu, Z. A., Alfonso, R., Ali, M. K., Ali, R., Guzman, N. A., ... Gakidou, E. (2014). Global, regional, and national prevalence of overweight and obesity in children and adults during 1980-2013: A systematic analysis for the Global Burden of Disease Study 2013. *Lancet*, 384(9945), 766–781.
- Spalding, M. D., Fox, H. E., Allen, G. R., Davidson, N., Ferdaña, Z. A., Finlayson, M., Halpern, B. S., Jorge, M. A., Lombana, A., Lourie, S. A., Martin, K. D., McManus, E., Molnar, J., Recchia, C. A., & Robertson, J. (2007). Marine Ecoregions of the World: A Bioregionalization of Coastal and Shelf Areas. *BioScience*, 57(7), 573–583
- Vos, T., Abajobir, A. A., Abbafati, C., Abbas, K. M., Abate, K. H., Abd-Allah, F., Abdulkader, R. S., Abdulle, A. M., Abebo, T. A., Abera, S. F., Aboyans, V., Abu-Raddad, L. J., Ackerman, I. N., Adamu, A. A., Adetokunboh, O., Afarideh, M., Afshin, A., Agarwal, S. K., Aggarwal, R., ... Murray, C. J. L. (2017). Global, regional, and national incidence, prevalence, and years lived with disability for 328 diseases and injuries for 195 countries, 1990-2016: A systematic analysis for the Global Burden of Disease Study 2016. *Lancet*, 390(10100), 1211–1259.
- Vos, T., Allen, C., Arora, M., Barber, R. M., Bhutta, Z. A., Brown, A., Carter, A., Casey, D. C., Charlson, F. J., Chen, A. Z., Coggeshall, M., Cornaby, L., Dandona, L., Dicker, D. J., Dilegge, T., Erskine, H. E., Ferrari, A. J., Fitzmaurice, C., Fleming, T., ... Greaves, F. (2016). Global, regional, and national incidence, prevalence, and years lived with disability for 310 diseases and injuries, 1990-2015: A systematic analysis for the Global Burden of Disease Study 2015. *Lancet*, 388(10053), 1545–1602.
- Vos, T., Barber, R. M., Bell, B., Bertozzi-Villa, A., Biryukov, S., Bolliger, I., Charlson, F., Davis, A., Degenhardt, L., Dicker, D., Duan, L., Erskine, H., Feigin, V. L., Ferrari, A. J., Fitzmaurice, C., Fleming, T., Graetz, N., Guinovart, C., Haagsma, J., ... Murray, C. J. L. (2015). Global, regional, and national incidence, prevalence, and years lived with disability for 301 acute and chronic diseases and injuries in 188 countries, 1990-2013: A systematic analysis for the Global Burden of Disease Study 2013. *Lancet*, 386(9995), 743–800.

- Vos, T., Flaxman, A. D., Naghavi, M., Lozano, R., Michaud, C., Ezzati, M., Shibuya, K., Salomon, J. A., Abdalla, S., Aboyans, V., Abraham, J., Ackerman, I., Aggarwal, R., Ahn, S. Y., Ali, M. K., AlMazroa, M. A., Alvarado, M., Anderson, H. R., Anderson, L. M., ... Murray, C. J. L. (2012). Years lived with disability (YLDs) for 1160 sequelae of 289 diseases and injuries 1990-2010: A systematic analysis for the Global Burden of Disease Study 2010. *Lancet*, 380(9859), 2163–2196.
- Wang, H. D., Naghavi, M., Allen, C., Barber, R. M., Bhutta, Z. A., Carter, A., Casey, D. C., Charlson, F. J., Chen, A. Z., Coates, M. M., Coggeshall, M., Dandona, L., Dicker, D. J., Erskine, H. E., Ferrari, A. J., Fitzmaurice, C., Foreman, K., Forouzanfar, M. H., Fraser, M. S., ... Murray, C. J. L. (2016). Global, regional, and national life expectancy, all-cause mortality, and cause-specific mortality for 249 causes of death, 1980-2015: A systematic analysis for the Global Burden of Disease Study 2015. *Lancet*, 388(10053), 1459–1544.
- Wanner, C., Inzucchi, S. E., Lachin, J. M., Fitchett, D., von Eynatten, M., Mattheus, M., Johansen, O. E., Woerle, H. J., Broedl, U. C., & Zinman, B. (2016). Empagliflozin and progression of kidney disease in type 2 diabetes. *New England Journal of Medicine*, 375(4), 323–334.